



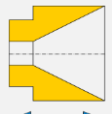






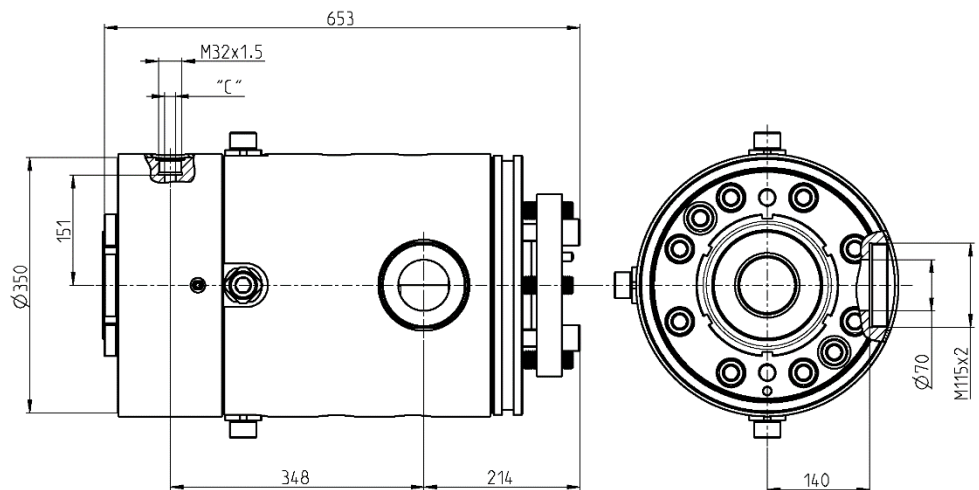


# E115AN11

 Skin coloration	 Striping
 Single layer	
 Manual centring	 2 Heating zone(s)
 Die adjustment	 Tip adjustment


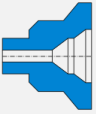
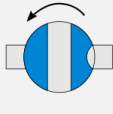
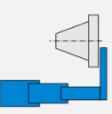

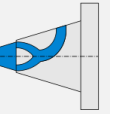



- Power cable 
- Data cable 
- Special shaped 
- Tube 
- HV/MV cable 



Version	Maximum opening of the Tip	Maximum opening of the Die	Main entry port / thread		Auxiliary entry port / thread		Total length	Crosshead diameter	Max. working temperature	Max. working pressure	Weight
			A	B	C	D					
Normal	115 mm	130 mm	70 mm	M115x2	15 mm	M32x1.5	653 mm	350 mm	<250°C	400 bars	375 kg
HFFR					20 mm						

## Options

 Vacuum connection	 Extruder connection	 Bypass module	 Telescopic maintenance device	 Trolley or stand	 Customized distributor	 300°C Reinforced heaters			
--	--	--	--	---	---	--	--	--	--