




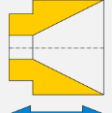
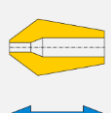





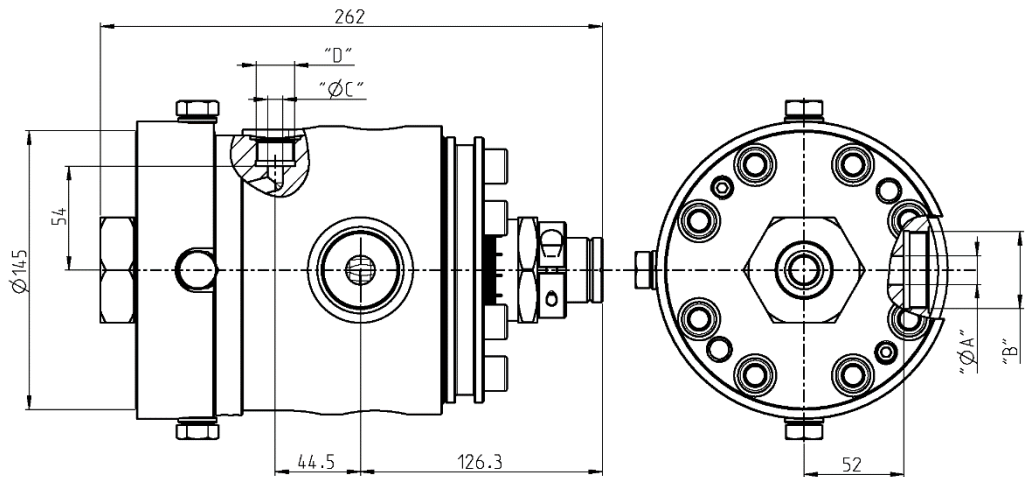


# E14VN11

 Skin coloration	 Striping
 Single layer	
 Fix/manual centring	 2 Heating zone(s)
 Die adjustment	 Tip adjustment



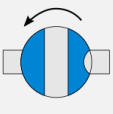
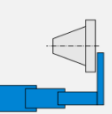

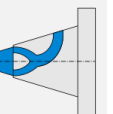



- Power cable 
- Data cable 
- Special shaped 
- Tube 



Version	Maximum opening of the Tip	Maximum opening of the Die	Main entry port / thread		Auxiliary entry port / thread		Total length	Crosshead diameter	Max. working temperature	Max. working pressure	Weight
			A	B	C	D					
Normal	14 mm	20 mm	15 mm	M40x1.5	8 mm	M20x1.5	262 mm	145 mm	<math><250^{\circ}\text{C}</math>	600 bars	24 kg
HFFR			20 mm	M50x1.5	12 mm	M25x1.5					

## Options

 Vacuum connection	 Extruder connection	 Bypass module	 Telescopic maintenance device	 Trolley or stand	 Customized distributor	 300°C Reinforced heaters			
--	--	--	--	---	---	--	--	--	--