



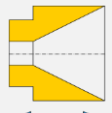






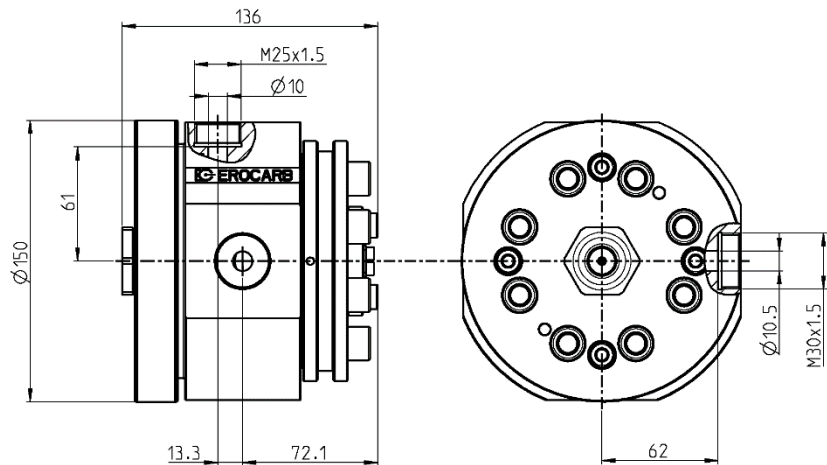


# E4JF20

 Skin coloration	 Striping
 Single layer	
<b>FT</b> Fine-tuning centring	<b>3</b>  Heating zone(s)
 Die adjustment	


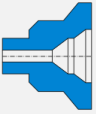
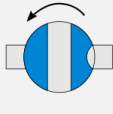
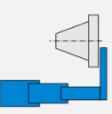

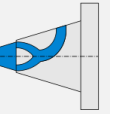


Power cable	
Data cable	
Special shaped	
Tube	
Foamed cable	



Version	Maximum opening of the Tip	Maximum opening of the Die	Main entry port / thread		Auxiliary entry port / thread		Total length	Crosshead diameter	Max. working temperature	Max. working pressure	Weight
			A	B	C	D					
-	7 mm	11 mm	10.5 mm	M30x1.5	10 mm	M25x1.5	136 mm	150 mm	<400°C	500 bars	14 kg

## Options

 Vacuum connection	 Extruder connection	 Bypass module	 Telescopic maintenance device	 Trolley or stand	 Customized distributor					
--	--	--	--	---	---	--	--	--	--	--