



SWISS MADE EXTRUSION
CROSSHEADS AND TOOLING

Product Catalog

EROCARB SA

CH - 1429 Giez

Switzerland

tel : +41 24 446 23 03

fax : +41 24 446 23 51

info@erocarb.ch

www.erocarb.ch

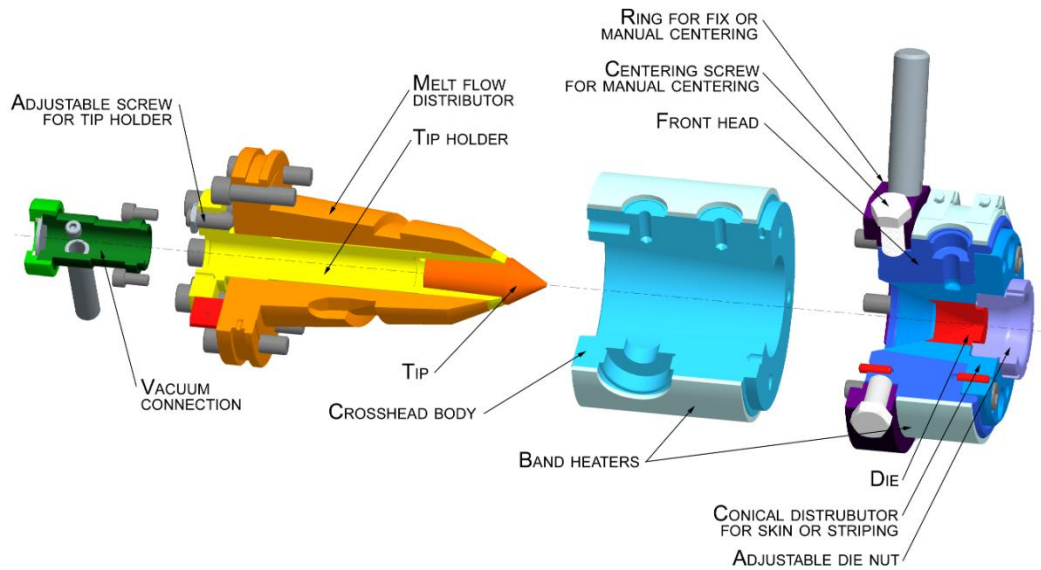


TABLE OF CONTENTS

GENERAL DESCRIPTIONS	3	HFFR SERIES	44	FLAT CALBE SERIES	81
CROSSHEAD DESCRIPTION	4	E4VN11 MAN	45	E20PN10	82
DESCRIPTION DE LA TETE D'EXTRUSION	5	E4VN11 FT	46	E20PN11	83
SPRITZKOPF BESCHREIBUNG	6	E8VN11	47	E50PN10	84
SERIES DESCRIPTION	7	E14VN11	48	E80PN10	85
CATALOG INFORMATION	9	MULTI-LAYER SERIES	49	E100PN10	86
MULTI-PURPOSE SERIES	10	E4GN20	50	E120PN10	87
E2AN10 FIX	11	E4GN21	51	E150PN10	88
E2AN10 FT	12	E4JN20	52	CV-LINE SERIES	89
E3AN10 FIX	13	E4HN30	53	E30GT21	90
E3AN10 FT	14	E4HN31	54	E50GT20	91
E4AN10	15	E12HN30	55	E75GT20	92
E4AN11 FIX	16	E14GN20	56	FLUOROPOLYMER SERIES	93
E4AN11 MAN	17	E14GN21	57	E3AF10 FIX	94
E14AN10	18	E25GN20	58	E3AF10 FT	95
E14AN11	19	E25GN21	59	E4BF10 FIX	96
E25AN10	20	E35GN20	60	E4BF10 FT	97
E25AN11	21	E35GN21	61	E4BF11	98
E35AN10	22	E140GN21	62	E4JF20	99
E35AN11	23	E160GN21	63	E4HF30	100
E45AN10	24	CARTRIDGE SERIES	64	E4HF31	101
E45AN11	25	E4K 4.1.0	65	E12BF10	102
E60AN10	26	E4K 4.1.0 BYPASS	66	E12BF11	103
E60AN11	27	E4K 4.3.0	67	E12HF30	104
E80AN10	28	E4K 4.3.0 BYPASS	68	E25BF10	105
E80AN11	29	E12K 12.1.0	69	E45BF10	106
E115AN10	30	E12K 12.1.0 BYPASS	70	E50LF10	107
E115AN11	31	E12K 12.2.0	71	E75BF10	108
E140AN10	32	E12K 12.2.0 BYPASS	72	E100LF10	109
E140AN11	33	E12K 12.3.0	73	COMPLEMENTARY ITEMS	110
E180AN10	34	E12K 12.3.0 BYPASS	74	ETEL	111
SHORT SERIES	35	IN-LINE SERIES	75	Bypass Modules	112
E4BN10 FIX	36	E16LN10	76	Quick Colour Change	113
E4BN10 FT	37	E20LN10	77	Quick Colour Selector	114
E4BN11	38	E20LN21	78	Extrusion Tooling	115
E12BN10	39	E50LN10	79	Maintenance Toolbox	115
E12BN11	40	E100LN10	80	Others accessories	115
E25BN10	41			Nitrogen Booster Unit ESA-03	116
E45BN10	42				
E75BN10	43				

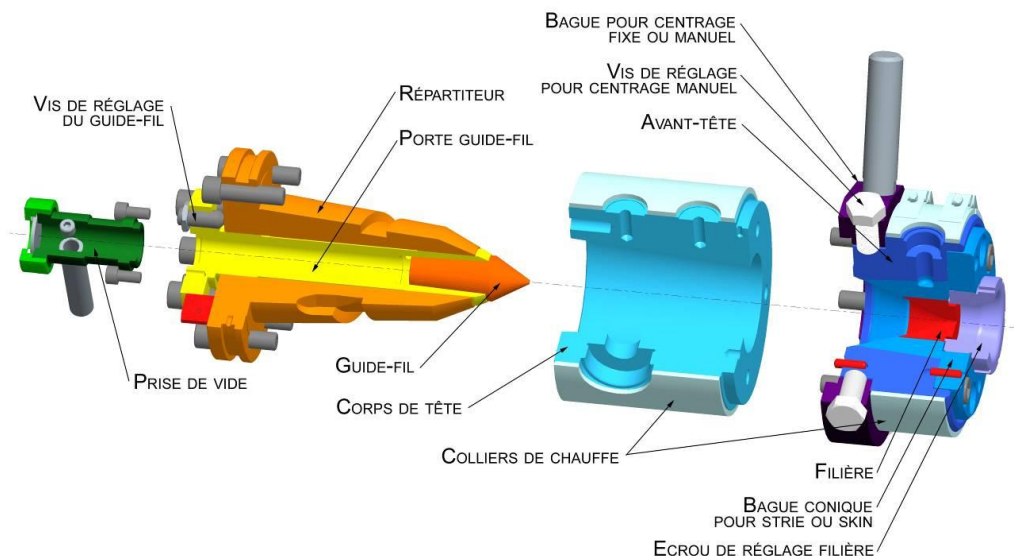
GENERAL DESCRIPTIONS

CROSSHEAD DESCRIPTION



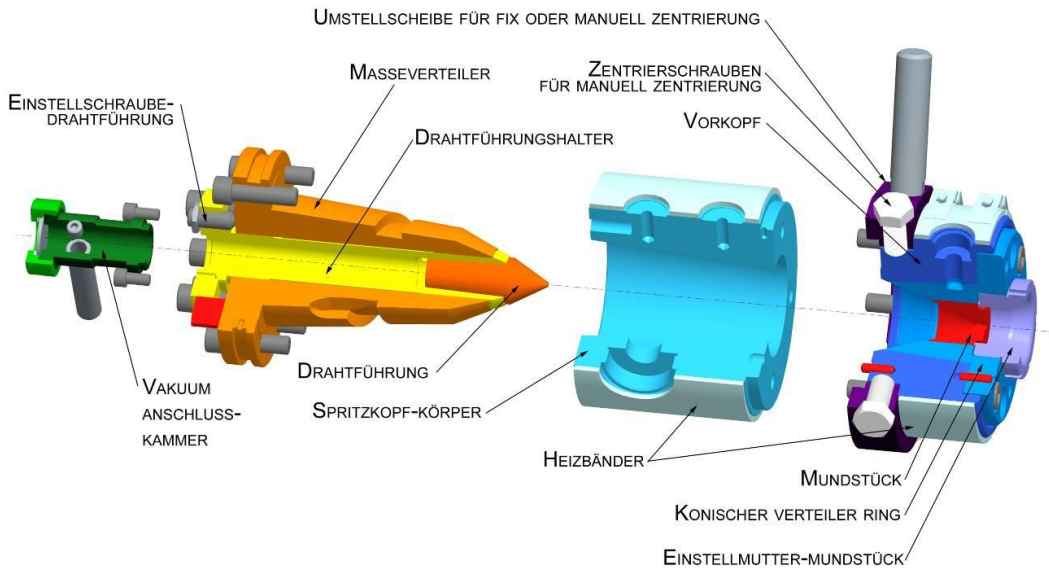
	E	25	A	N	1	1
Crosshead type	E : EROCARB					
Maximum core inlet diameter (mm)	25					
Melt flow distributor configuration	A : standard (conical 8° to 30°) B : short (conical 30° to 60°) G : two melt flow distributors A type H : two melt flow distributors B type J : one melt flow distributor B type and one radial distributor K : cartridge type L : longitudinal crosshead P : for flat ribbon cables R : special crosshead T : for multilayer tubes V : HFFR (conical 8° to 30°) and one radial distributor					
Heating configuration	N : standard heater (up to 250°C) F : for fluoropolymer (up to 450°C) T : liquid thermoregulation (oil or water)					
Number of main layer(s)	1					
Outer Striping or Skin coloration	1					

DESCRIPTION DE LA TÊTE D'EXTRUSION



	E	25	A	N	1	1
Type de tête E : EROCARB						
Diamètre d'entrée maximum âme (mm)						
Type de distributeur A : standard (conique de 8° à 30°) B : courte (conique de 30° à 60°) G : deux répartiteurs de type A H : deux répartiteurs de type B J : un répartiteur de type B et un distributeur radial (disque) P : pour câbles plat K : type cartouche L : pour tête longitudinale R : tête spéciale T : pour tubes multicouche V : HFFR (conique de 8° à 30°) et un distributeur radial						
Type de chauffage N : standard (jusqu'à 250°C) F : pour matière fluorée (jusqu'à 450°C) T : liquide thermostatisé (huile ou eau)						
Nombre de couche principale						
Strie(s) ou Coloration extérieure						

SPRITZKOPF BESCHREIBUNG



	E	25	A	N	1	1
Spritzkopf Typ	E : EROCARB					
Maximum Kern-Durchmesser (mm)	25					
Verteiler Typ	A : standard (konisch von 8° bis 30°) B : kurz (konisch von 30° bis 60°) G : zwei Masseverteiler Typ A H : zwei Masseverteiler Typ B J : ein Masseverteiler Typ B und ein radial Masseverteiler P : für Flachkabel K : Patrone Typ L : für Längs-Spritzkopf R : spezial Spritzkopf T : für Verbundrohre V : HFFR (konisch von 8° bis 30°) und ein radial Masseverteiler					
Heizung Typ	N : standard Heizung (bis zu 250°C) F : für Fluoropolymer (bis zu 450°C) T : Flüssig (Öl oder Wasser)					
Anzahl der Hauptschichten	1					
Äusserer Streifen oder Markierung	1					

SERIES DESCRIPTION

MULTI-PURPOSE SERIES

The multi-purpose series uses conical distributors with an angle of 8° to 30°. They can be customized to suit the material to be extruded. This family of extrusion heads features numerous settings and a wide range of accessories.

La série multi-usage utilise des répartiteurs coniques avec un angle de 8° à 30°. Ils peuvent être personnalisés selon la matière à extruder. Cette famille de têtes d'extrusion dispose de nombreux réglages et d'un large panel d'accessoires.

Die Mehrzweckserie verwendet konische Verteiler mit einem Winkel von 8° bis 30°. Sie können an das zu extrudierende Material angepasst werden. Diese Familie von Extrusionsköpfen verfügt über zahlreiche Einstellungsmöglichkeiten und hat eine große Auswahl an Zubehör.

SHORT SERIES

The short series offers heads with distributor angles from 30° to 60°, making for very compact extrusion heads. Thanks to their geometry, these extrusion heads are specially designed for medium to thin layer thicknesses, as well as for free-flowing materials.

La série courte propose des têtes avec des angles de distributeurs de 30° à 60°, ce qui permet d'avoir des têtes d'extrusion très compactes. En raison de leur géométrie, ces têtes d'extrusion sont spécialement conçues pour les épaisseurs de couche moyennes à fines, ainsi que pour les matières fluides.

Die kurze Serie bietet Köpfe mit Spenderwinkeln von 30° bis 60°, wodurch die Extrusionsköpfe sehr kompakt sind. Aufgrund ihrer Geometrie eignen sich diese Extrusionsköpfe speziell für mittlere bis dünne Dicken sowie für dünnflüssige Materialien.

HFFR SERIES

The HFFR series combines the advantages of the multi-purpose and short series. It allows the extrusion of viscous materials, yet has a compact design with the die flush with the adjusting nut.

La série HFFR combine les avantages de la série multi-usage et courte. Elle permet l'extrusion de matières visqueuses tout en ayant un design compact avec la filière à fleur de l'écrou de réglage.

Die HFFR-Serie vereint die Vorteile der Mehrzweck- und der kurzen Serie. Sie ermöglicht die Extrusion von viskosen Materialien und verfügt gleichzeitig über ein kompaktes Design, bei dem die Matrize bündig mit der Einstellmutter abschließt.

MULTI-LAYERS SERIES

The multi-layer series includes various extrusion heads that allow different materials or colors to be layered. These range from bedding/sheathing to skin-foam-skin.

La série multi-couche regroupe les différentes têtes d'extrusion permettant la superposition de différentes matières ou couleurs. Cela va du bourrage/gainage au skin-foam-skin.

Die Multilayer-Serie umfasst die verschiedenen Extrusionsköpfe, mit denen verschiedene Materialien oder Farben übereinander gelegt werden können. Dies reicht von Stopf-/Wickelware bis hin zu Skin-Foam-Skin.

CARTRIDGE SERIES

This older-generation extrusion head is still relevant today, thanks to its simplicity and reliability. This also translates into a limited number of possible accessories and customizations.

Cette ancienne génération de têtes d'extrusion reste d'actualité grâce à sa simplicité et sa fiabilité. Cela se traduit également par un nombre limité d'accessoires et de personnalisations possibles.

Diese ältere Generation von Extrusionsköpfen ist aufgrund ihrer Einfachheit und Zuverlässigkeit immer noch aktuell. Dies spiegelt sich auch in der begrenzten Anzahl an Zubehör und möglichen Personalisierungen wider.

IN-LINE SERIES

The In-Line series consists of extrusion heads for tube production. The material inlet is located at the rear of the extrusion head.

La série In-Line se compose des têtes d'extrusion pour la fabrication de tubes. L'entrée matière se situe à l'arrière de la tête d'extrusion.

Die In-Line-Serie besteht aus Extrusionsköpfen für die Herstellung von Rohren. Der Materialeinlass befindet sich an der Rückseite des Extrusionskopfes.

FLAT CABLE SERIES

Extrusion heads for flat cable are designed for thin, elongated products such as data cables or reinforced belts of all kinds.

Les têtes d'extrusion pour câbles plats ont un design adapté aux produits fins et allongés comme les câbles de données ou les courroies armées en tout genre.

Extrusionsköpfe für Flachkabel haben ein Design, das für dünne und längliche Produkte wie Datenkabel oder bewehrte Riemen aller Art geeignet ist.

CV-LINE SERIES

Extrusion heads for CV lines are mainly thermally regulated by the circulation of a liquid. These extrusion heads are entirely designed according to precise specifications.

Les têtes d'extrusion pour ligne CV sont principalement régulées thermiquement par la circulation d'un liquide. Ces têtes d'extrusion sont entièrement conçues spécifiquement par rapport à un cahier des charges précis.

Extrusionsköpfe für CV-Linien werden hauptsächlich durch die Zirkulation einer Flüssigkeit thermisch reguliert. Diese Extrusionsköpfe werden speziell für bestimmte Anforderungen entwickelt.

FLUOROPOLYMER SERIES

The fluoropolymer series is specially manufactured in nickel alloys to withstand the aggressive environment generated by fluorine vapors. These extrusion heads can operate at high temperatures.

La série pour polymères fluorés est spécialement fabriquée dans des alliages de nickel, afin de résister à l'environnement agressif généré par les vapeurs de fluor.

Ces têtes d'extrusions peuvent fonctionner à température élevée.

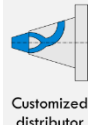





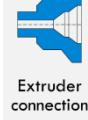

Die Serie für Fluorpolymere wird speziell aus Nickellegierungen hergestellt, um der aggressiven Umgebung, die durch Fluordämpfe erzeugt wird, standzuhalten.

Diese Extrusionsköpfe können bei hohen Temperaturen betrieben werden.

CATALOG INFORMATION




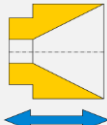
 Multi-layers	<p>For co-extruded cables (multi-layer). <i>Pour des câbles en co-extrusion (multi-couches).</i> Für co-extrudierten (Multischicht) Kabeln.</p>	 Fix centring	<p>Centering between wire guide and die is fixed. <i>Le centrage entre le guide-fil et la filière est fixe.</i> Die Zentrierung zwischen Drahtführung und Düse ist fest.</p>
 SFS	<p>For skin-foam-skin cables. <i>Pour des câbles skin-mousse-skin.</i> Für Skin-Schaum-Skin-Kabeln.</p>	 Fix/manual centring	<p>Centering between wire guide and die can be fixed or manual. <i>Le centrage entre le guide-fil et la filière peut-être fixe ou manuel.</i> Die Zentrierung zwischen der Drahtführung und Düse kann fest oder manuell sein.</p>
 Single layer	<p>For single-layer cable production (or multi-layer/skin head in single-layer configuration). <i>Pour des câbles avec une seule couche (ou tête multi-couche/skin en configuration simple couche).</i> Für Kabeln mit einer einzigen Schicht (oder Multischicht/skin Kopf in einlagiger Konfiguration)</p>	 Fine-tuning centring	<p>Centering between wire guide and die is by fine-tuning (for thin layers only). <i>Le centrage entre le guide-fil et la filière est avec "fine-tuning" (pour les couches de faible épaisseur seulement).</i> Die Zentrierung zwischen der Drahtführung und Düse erfolgt mit "fine-tuning" (nur für dünne Schichten).</p>
 Skin coloration	<p>For cables with a main layer and a superficial layer. <i>Pour des câbles avec une couche principale et une couche superficielle.</i> Für Kabel mit einer Hauptschicht und einer Oberflächenschicht.</p>	 Manual centring	<p>Centering between wire guide and die is manual. <i>Le centrage entre le guide-fil et la filière est manuel.</i> Die Zentrierung zwischen der Drahtführung und Düse erfolgt manuell.</p>
 Striping	<p>For cables with a main layer and one or more stripes. <i>Pour des câbles avec une couche principale et une ou plusieurs strie(s).</i> Für Kabel mit einer Hauptschicht und einer oder mehreren Streifen.</p>	 Die adjustment	<p>The die can be moved to adjust pressure. <i>La filière peut être déplacée afin d'ajuster la pression.</i> Die Düse kann verschoben werden, um den Druck anzupassen.</p>
 Sectoral	<p>For bi-color cables (stripe production with a multi-layer head). <i>Pour des câbles bi-color (réalisation de strie avec une tête multi-couche).</i> Für zweifarbige Kabel (Herstellung von Streifen mit einem Multischichtkopf).</p>	 Tip adjustment	<p>The wire guide can be moved to adjust pressure. <i>Le guide-fil peut être déplacé afin d'ajuster la pression.</i> Die Drahtführung kann verschoben werden, um den Druck anzupassen.</p>
 Heating zone(s)	<p>Number of independent heating zones (+ means an optional heated distributor). <i>Nombre de zone de chauffe indépendante (le + signifie un répartiteur chauffé en option).</i> Anzahl der unabhängigen Heizzonen (das + steht für einen optionalen beheizten Verteiler).</p>	 Intermediate Die available	<p>In general, the multi-layer extrusion head can be configured with or without an intermediate die. This enables « filling/bedding » extrusion, for example. <i>En général, la tête d'extrusion multi-couches peut être configurée avec ou sans filière intermédiaire. Cela permet l'extrusion „bourrage“ par exemple.</i> Im Allgemeinen kann der Multilayer-Extrusionskopf mit oder ohne Zwischendüse konfiguriert werden. Dies ermöglicht z. B. das „Einfüllen-Extrusion“.</p>


Options





 Customized distributor	<p>The material distribution zone can be optimized for a particular polymer. <i>La zone de répartition de la matière peut être optimisée pour un polymère particulier.</i> Der Bereich der Materialverteilung kann für ein bestimmtes Polymer optimiert werden.</p>	 Heated distributor	<p>The distributor can be fitted with an additional heater. <i>Le répartiteur peut être équipé d'un chauffage supplémentaire.</i> Der Verteiler kann mit einer zusätzlichen Heizung ausgestattet werden.</p>
 Bypass module	<p>The bypass module is used to divert the material flow before the start of production or for maintenance purposes. <i>Le module bypass sert à dévier le flux de matière avant le début de production ou pour la maintenance.</i> Das Bypass-Modul dient dazu, den Materialfluss vor Beginn der Produktion oder zu Wartungszwecken umzuleiten.</p>	 Vacuum connection	<p>The vacuum connection allows air to be sucked or injected into the wire guide. <i>La connexion pour le vide permet d'aspirer ou injecter de l'air à l'intérieur du guide-fil.</i> Mit dem Vakuumanschluss kann Luft in das Innere der Drahtführung gesaugt oder injiziert werden.</p>
 Telescopic maintenance device	<p>The ETEL module makes disassembly and cleaning easy and safe. <i>Le module ETEL permet un démontage et nettoyage facilité et sûr.</i> Das ETEL-Modul ermöglicht eine einfache und sichere Demontage und Reinigung.</p>	 Trolley or stand	<p>The trolley or stand supports the weight of the extrusion head. <i>Le chariot ou pied permet de supporter le poids de la tête d'extrusion.</i> Der Schlitten oder Fuß hilft dabei, das Gewicht des Extrusionskopfes zu tragen.</p>
 Extruder connection	<p>Extruder connections are custom-made. <i>Les connexions aux extrudeuses sont fabriquées sur mesures.</i> Die Verbindungen zu den Extrudern werden nach Kundenwunsch gefertigt.</p>	 300°C Reinforced heaters	<p>Reinforced heaters can be installed for higher temperatures. <i>Il est possible d'installer des chauffages renforcés pour des plus hautes températures.</i> Es ist möglich, verstärkte Heizungen für höhere Temperaturen zu installieren.</p>

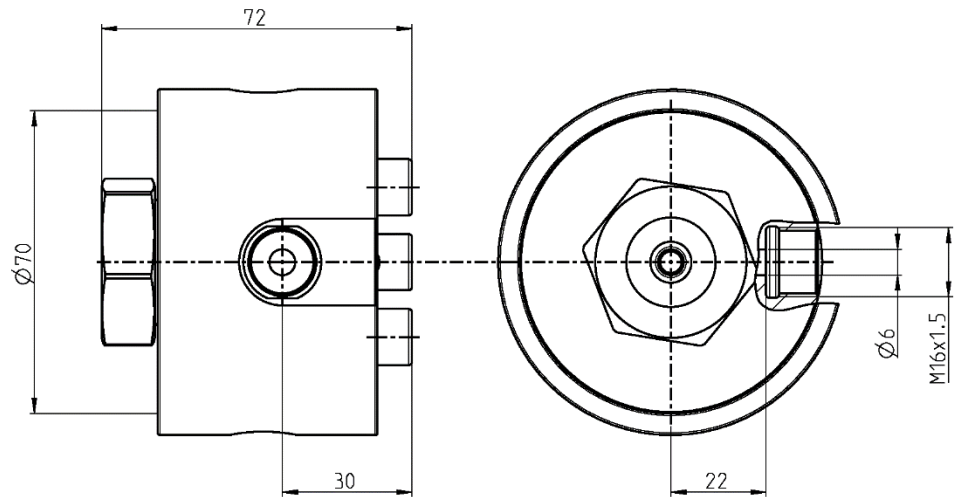
MULTI-PURPOSE SERIES

E2AN10 FIX

 Single layer	
 Fix centring	 1 Heating zone(s)
 Die adjustment	



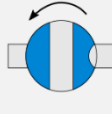

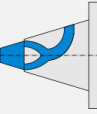



Power cable	
Data cable	
Special shaped	
Tube	



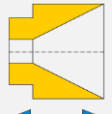


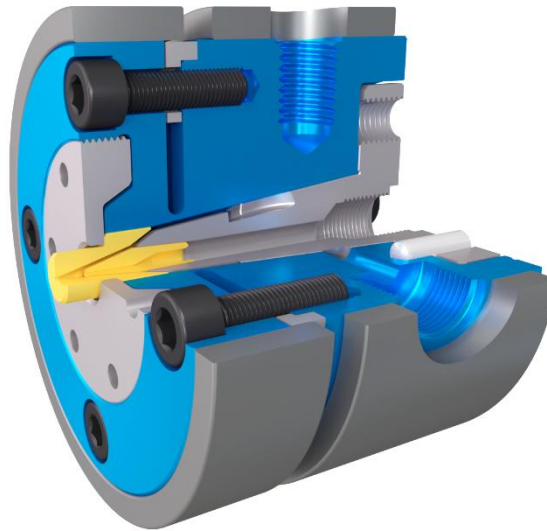
Version	Maximum opening of the Tip	Maximum opening of the Die	Main entry port / thread		Auxiliary entry port / thread		Total length	Crosshead diameter	Max. working temperature	Max. working pressure	Weight
			A	B	C	D					
-	2 mm	5 mm	6 mm	M16x1.5	-	-	72 mm	70 mm	<250°C	600 bars	2 kg





Options

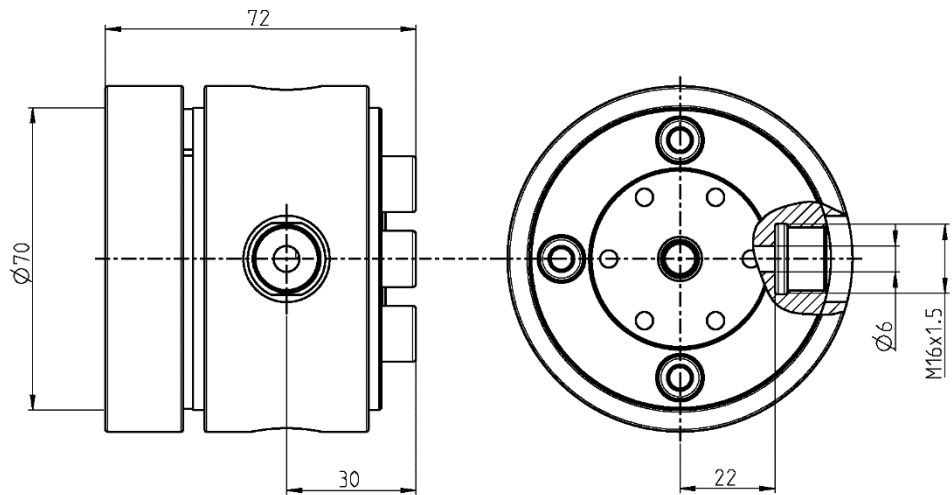
 Vacuum connection	 Extruder connection	 Bypass module	 Trolley or stand	 Customized distributor	 300°C Reinforced heaters					
--	--	--	---	---	---	--	--	--	--	--

E2AN10 FT

 Single layer	
FT Fine-tuning centring	2  Heating zone(s)
 Die adjustment	



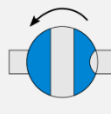

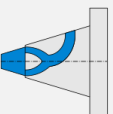



Power cable	
Data cable	
Special shaped	
Tube	




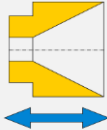


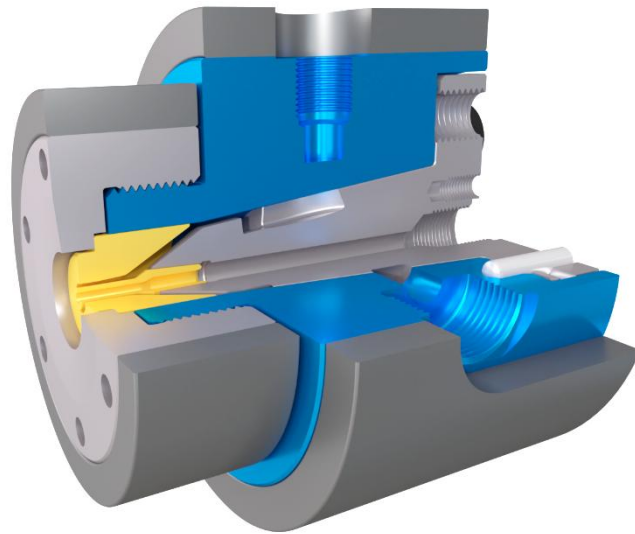
Version	Maximum opening of the Tip	Maximum opening of the Die	Main entry port / thread		Auxiliary entry port / thread		Total length	Crosshead diameter	Max. working temperature	Max. working pressure	Weight
			A	B	C	D					
-	2 mm	5 mm	6 mm	M16x1.5	-	-	72 mm	70 mm	<250°C	600 bars	2 kg





Options

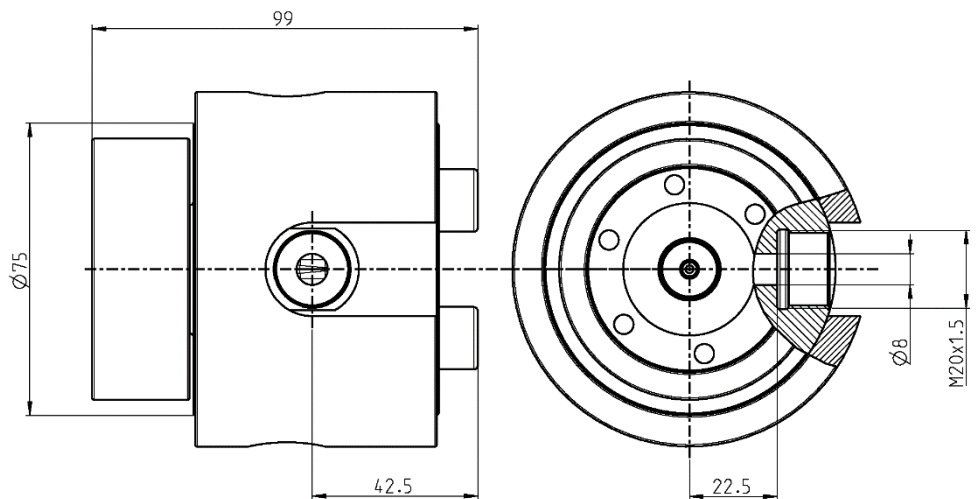
 Vacuum connection	 Extruder connection	 Bypass module	 Trolley or stand	 Customized distributor	 300°C Reinforced heaters					
--	--	--	---	---	---	--	--	--	--	--

E3AN10 FIX

 Single layer	
 Fix centring	 2 Heating zone(s)
 Die adjustment	



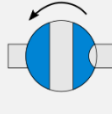

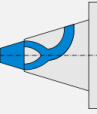



Power cable	
Data cable	
Special shaped	
Tube	



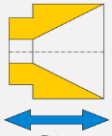



Version	Maximum opening of the Tip	Maximum opening of the Die	Main entry port / thread		Auxiliary entry port / thread		Total length	Crosshead diameter	Max. working temperature	Max. working pressure	Weight
			A	B	C	D					
-	2 mm	11 mm	8 mm	M20x1.5	-	-	99 mm	75 mm	<250°C	600 bars	3 kg





Options

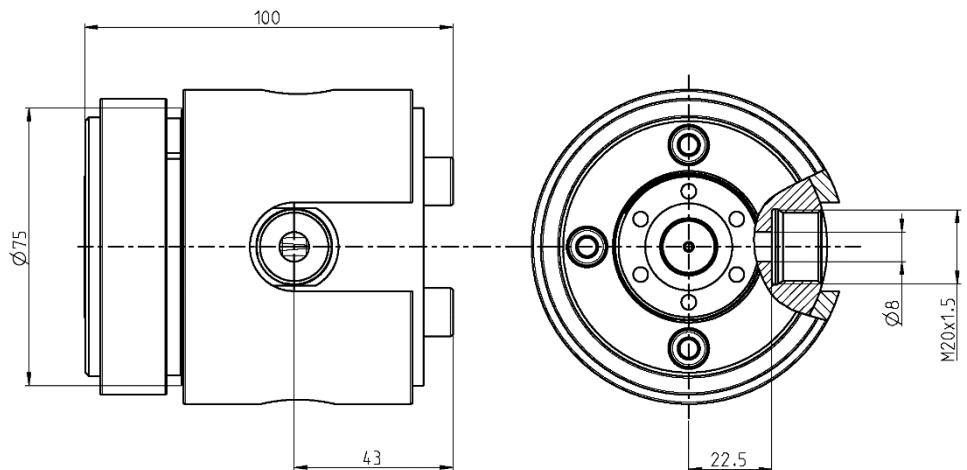
 Vacuum connection	 Extruder connection	 Bypass module	 Trolley or stand	 Customized distributor	 300°C Reinforced heaters					
--	--	--	---	---	---	--	--	--	--	--

E3AN10 FT

	
Single layer	
FT	2 
Fine-tuning centring	Heating zone(s)
	
Die adjustment	



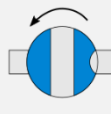

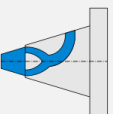



Power cable	
Data cable	
Special shaped	
Tube	




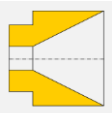



Version	Maximum opening of the Tip	Maximum opening of the Die	Main entry port / thread		Auxiliary entry port / thread		Total length	Crosshead diameter	Max. working temperature	Max. working pressure	Weight
			A	B	C	D					
-	2 mm	11 mm	8 mm	M20x1.5	-	-	100 mm	75 mm	<250°C	600 bars	3 kg





Options

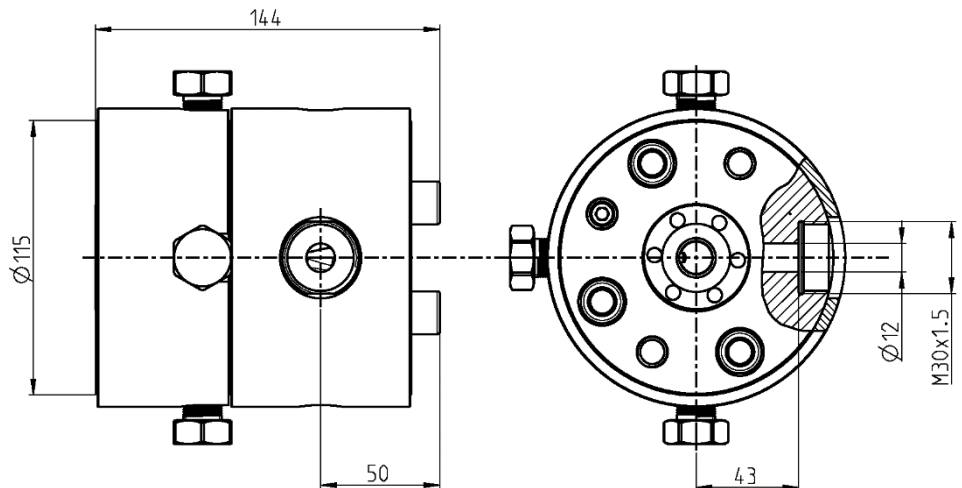
										
Vacuum connection	Extruder connection	Bypass module	Trolley or stand	Customized distributor	300°C Reinforced heaters					

E4AN10

 Single layer	
 Fix/manual centring	 2 Heating zone(s)
 Die adjustment	



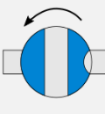

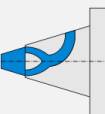



-  Power cable
-  Data cable
-  Special shaped
-  Tube






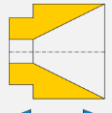



Version	Maximum opening of the Tip	Maximum opening of the Die	Main entry port / thread		Auxiliary entry port / thread		Total length	Crosshead diameter	Max. working temperature	Max. working pressure	Weight
			A	B	C	D					
-	7 mm	11 mm	12 mm	M30x1.5	-	-	144 mm	115 mm	<250°C	750 bars	10 kg





Options

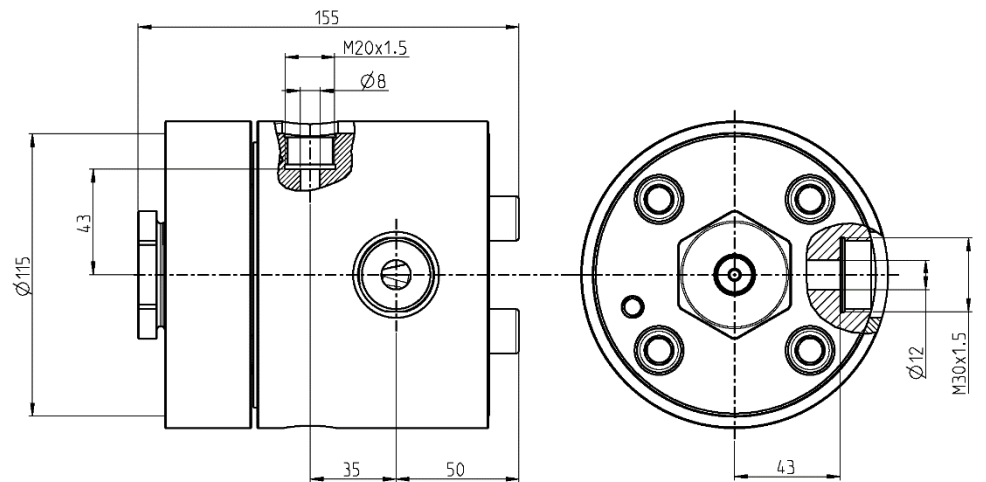
 Vacuum connection	 Extruder connection	 Bypass module	 Trolley or stand	 Customized distributor	 300°C Reinforced heaters					
--	--	--	---	---	---	--	--	--	--	--

E4AN11 FIX

 Skin coloration	 Striping
 Single layer	
 Fix centring	 2 Heating zone(s)
 Die adjustment	



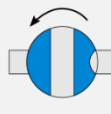

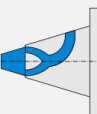



-  Power cable
-  Data cable
-  Special shaped
-  Tube




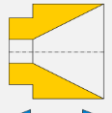



Version	Maximum opening of the Tip	Maximum opening of the Die	Main entry port / thread		Auxiliary entry port / thread		Total length	Crosshead diameter	Max. working temperature	Max. working pressure	Weight
			A	B	C	D					
-	7 mm	11 mm	12 mm	M30x1.5	8 mm	M20x1.5	155 mm	115 mm	<250°C	750 bars	10 kg





Options

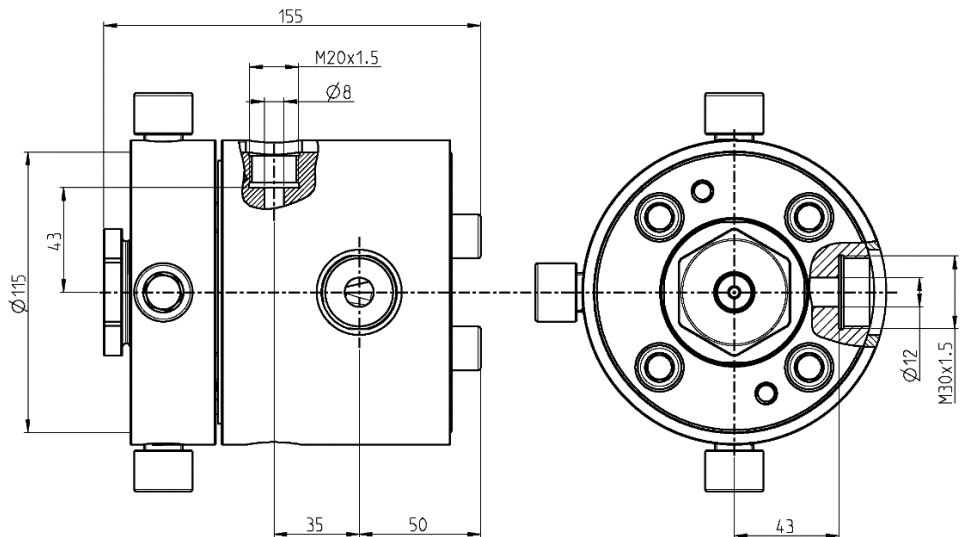
 Vacuum connection	 Extruder connection	 Bypass module	 Trolley or stand	 Customized distributor	 300°C Reinforced heaters					
--	--	--	---	---	---	--	--	--	--	--

E4AN11 MAN

 Skin coloration	 Striping
 Single layer	
 Manual centring	 2 Heating zone(s)
 Die adjustment	






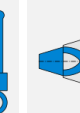



- Power cable 
- Data cable 
- Special shaped 
- Tube 




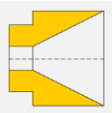
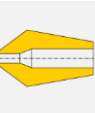



Version	Maximum opening of the Tip	Maximum opening of the Die	Main entry port / thread		Auxiliary entry port / thread		Total length	Crosshead diameter	Max. working temperature	Max. working pressure	Weight
			A	B	C	D					
-	7 mm	11 mm	12 mm	M30x1.5	8 mm	M20x1.5	155 mm	115 mm	<250°C	750 bars	10 kg





Options

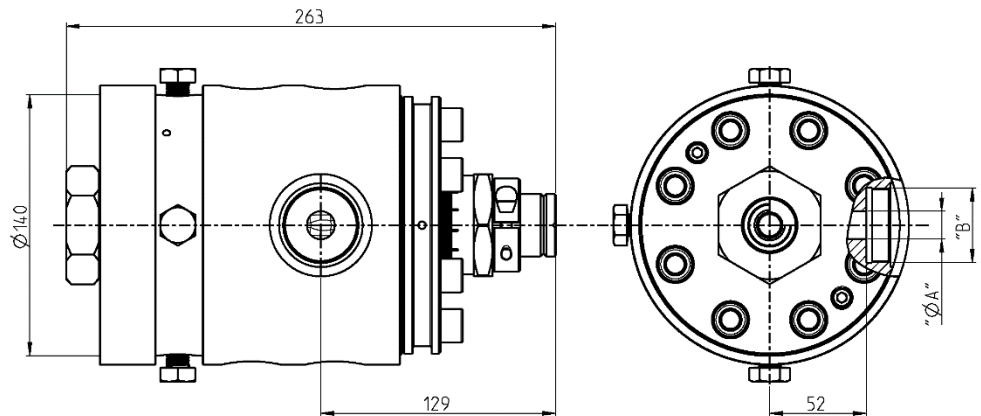
 Vacuum connection	 Extruder connection	 Bypass module	 Telescopic maintenance device	 Trolley or stand	 Customized distributor	 300°C Reinforced heaters				
--	--	--	--	---	---	---	--	--	--	--

E14AN10

 Single layer	
 Fix/manual centring	 2 Heating zone(s)
 Die adjustment	 Tip adjustment



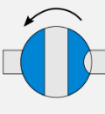
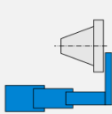

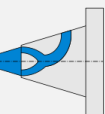



Power cable	
Data cable	
Special shaped	
Tube	

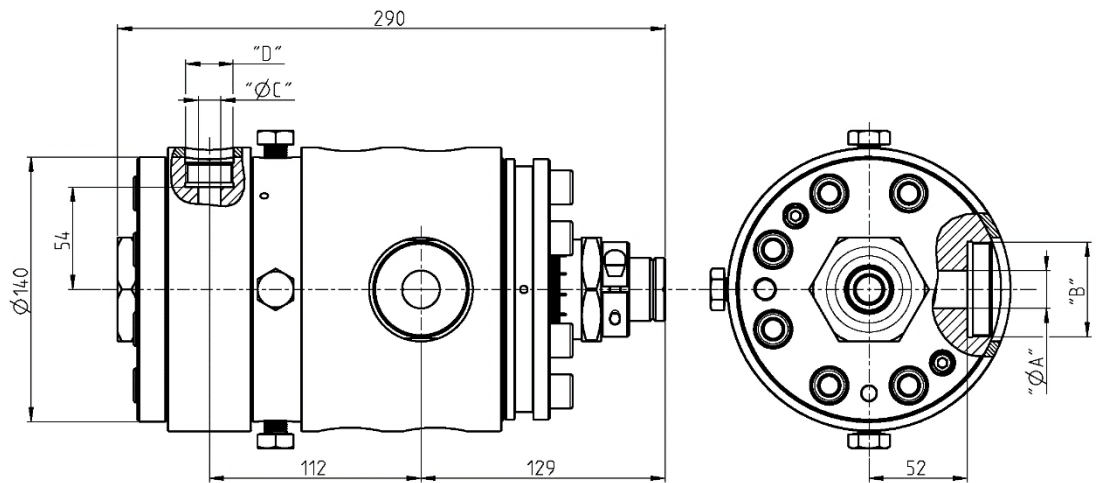

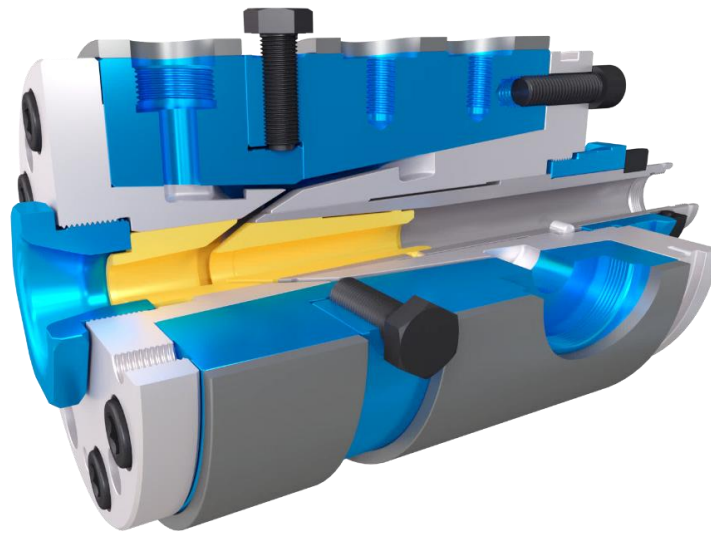



Version	Maximum opening of the Tip	Maximum opening of the Die	Main entry port / thread		Auxiliary entry port / thread		Total length	Crosshead diameter	Max. working temperature	Max. working pressure	Weight
			A	B	C	D					
Normal	14 mm	20 mm	15 mm	M40x1.5	-	-	263 mm	140 mm	<250°C	600 bars	24 kg
HFFR			20 mm	M50x1.5							

Options

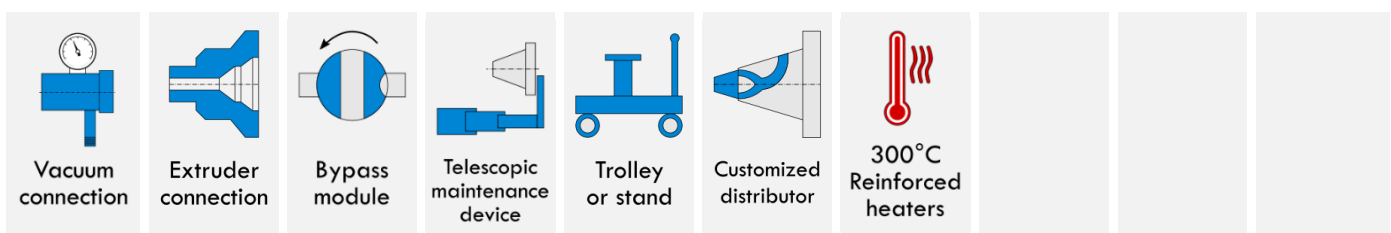
 Vacuum connection	 Extruder connection	 Bypass module	 Telescopic maintenance device	 Trolley or stand	 Customized distributor	 300°C Reinforced heaters			
--	--	--	--	---	---	--	--	--	--

E14AN11




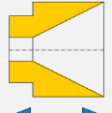
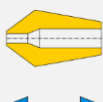



Version	Maximum opening of the Tip	Maximum opening of the Die	Main entry port / thread		Auxiliary entry port / thread		Total length	Crosshead diameter	Max. working temperature	Max. working pressure	Weight
			A	B	C	D					
Normal	14 mm	20 mm	15 mm	M40x1.5	8 mm	M20x1.5	290 mm	140 mm	<250°C	600 bars	27 kg
HFFR			20 mm	M50x1.5	12 mm	M25x1.5					






Options

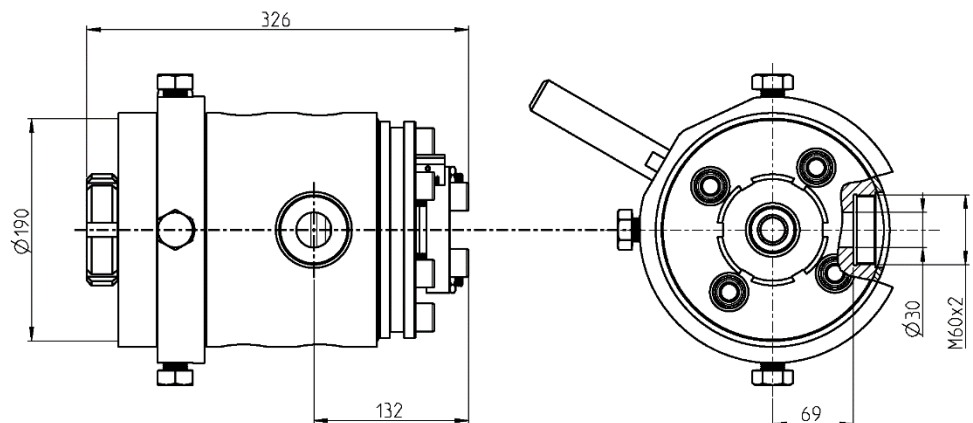


E25AN10

 Single layer	
 Fix/manual centring	 2+ Heating zone(s)
 Die adjustment	 Tip adjustment


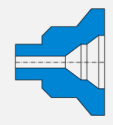
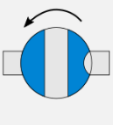
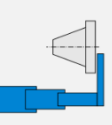

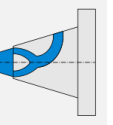
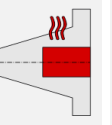



- Power cable 
- Data cable 
- Special shaped 
- Tube 
- HV/MV cable 

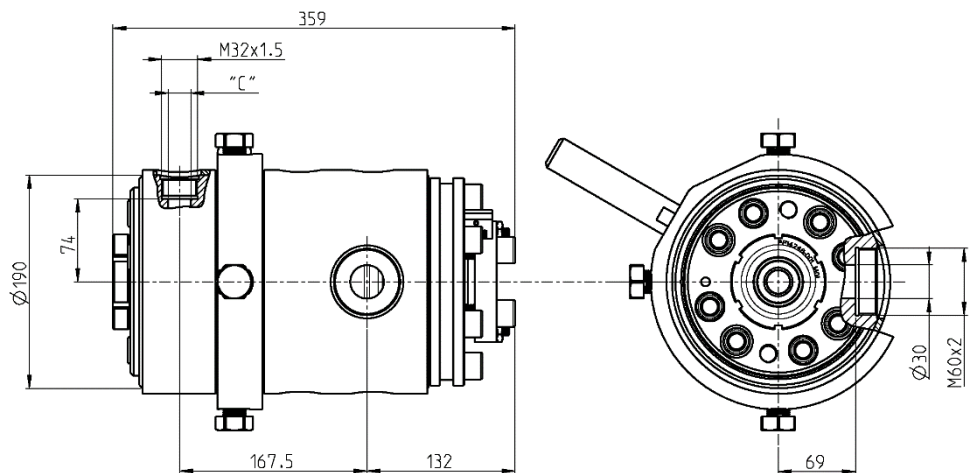





Version	Maximum opening of the Tip	Maximum opening of the Die	Main entry port / thread		Auxiliary entry port / thread		Total length	Crosshead diameter	Max. working temperature	Max. working pressure	Weight
			A	B	C	D					
-	25 mm	30 mm	30 mm	M60x2	-	-	326 mm	190 mm	<250°C	600 bars	65 kg

Options

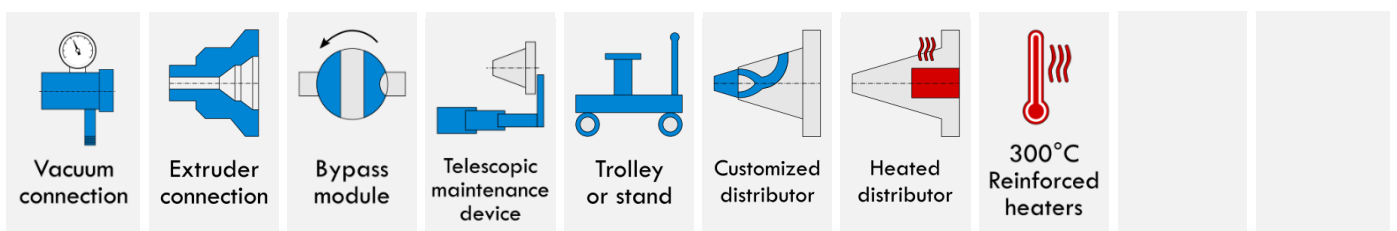
 Vacuum connection	 Extruder connection	 Bypass module	 Telescopic maintenance device	 Trolley or stand	 Customized distributor	 Heated distributor	 300°C Reinforced heaters		
--	--	--	--	---	---	--	---	--	--

E25AN11




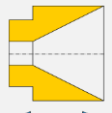
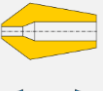



Version	Maximum opening of the Tip	Maximum opening of the Die	Main entry port / thread		Auxiliary entry port / thread		Total length	Crosshead diameter	Max. working temperature	Max. working pressure	Weight
			A	B	C	D					
Normal	25 mm	30 mm	30 mm	M60x2	15 mm	M32x1.5	359 mm	190 mm	<250°C	600 bars	70 kg
HFFR					20 mm						






Options

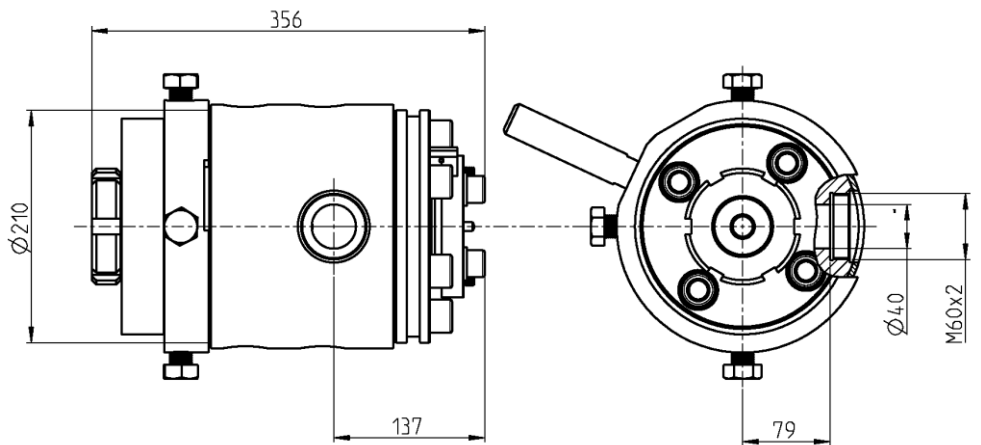


E35AN10

 Single layer	
 Fix/manual centring	 2+ Heating zone(s)
 Die adjustment	 Tip adjustment



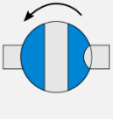
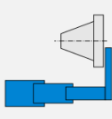

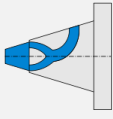
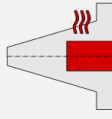



- Power cable 
- Data cable 
- Special shaped 
- Tube 
- HV/MV cable 






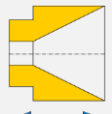
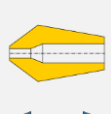



Version	Maximum opening of the Tip	Maximum opening of the Die	Main entry port / thread		Auxiliary entry port / thread		Total length	Crosshead diameter	Max. working temperature	Max. working pressure	Weight
			A	B	C	D					
-	35 mm	45 mm	40 mm	M60x2	-	-	356 mm	210 mm	<250°C	500 bars	80 kg






Options

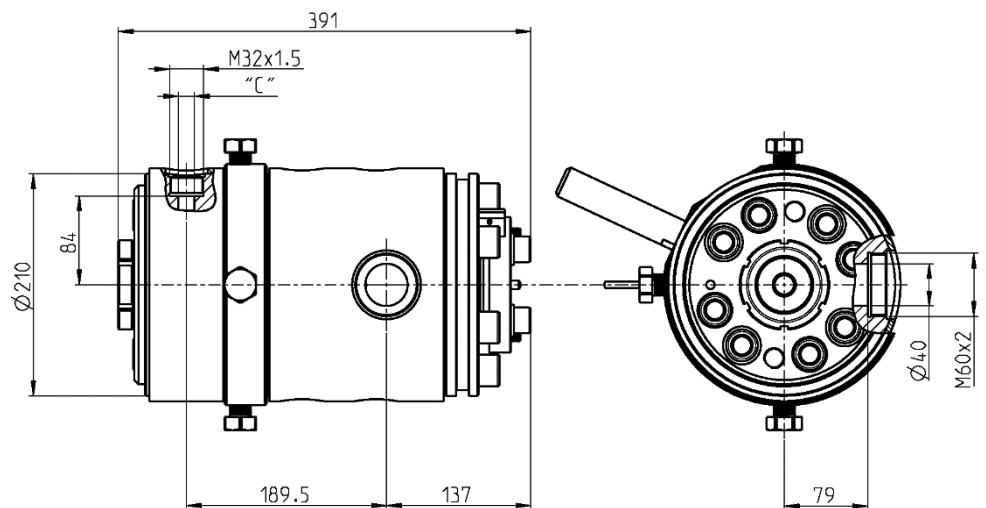
 Vacuum connection	 Extruder connection	 Bypass module	 Telescopic maintenance device	 Trolley or stand	 Customized distributor	 Heated distributor	 300°C Reinforced heaters		
--	--	--	--	---	---	--	---	--	--

E35AN11

 Skin coloration	 Striping
 Single layer	
 Fix/manual centring	 Heating zone(s)
 Die adjustment	 Tip adjustment


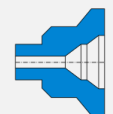
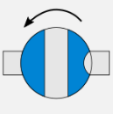
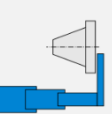

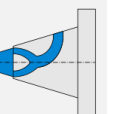
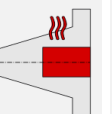



- Power cable 
- Data cable 
- Special shaped 
- Tube 
- HV/MV cable 




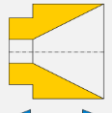
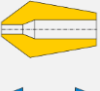



Version	Maximum opening of the Tip	Maximum opening of the Die	Main entry port / thread		Auxiliary entry port / thread		Total length	Crosshead diameter	Max. working temperature	Max. working pressure	Weight
			A	B	C	D					
Normal	35 mm	45 mm	40 mm	M60x2	15 mm	M32x1.5	391 mm	210 mm	<250°C	500 bars	95 kg
HFFR					20 mm						






Options

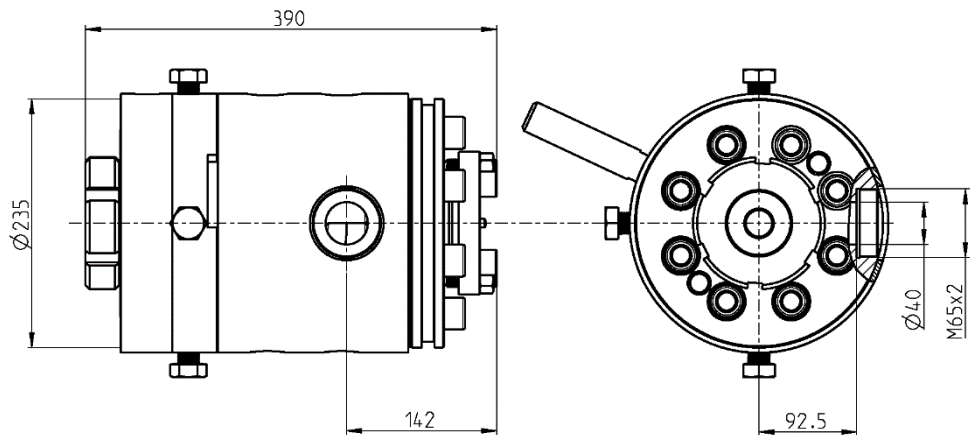
 Vacuum connection	 Extruder connection	 Bypass module	 Telescopic maintenance device	 Trolley or stand	 Customized distributor	 Heated distributor	 300°C Reinforced heaters		
--	--	--	--	---	---	--	---	--	--

E45AN10

 Single layer	
 Fix/manual centring	 2+ Heating zone(s)
 Die adjustment	 Tip adjustment


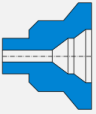
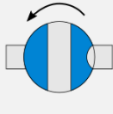
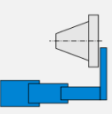

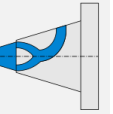
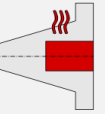



- Power cable 
- Data cable 
- Special shaped 
- Tube 
- HV/MV cable 

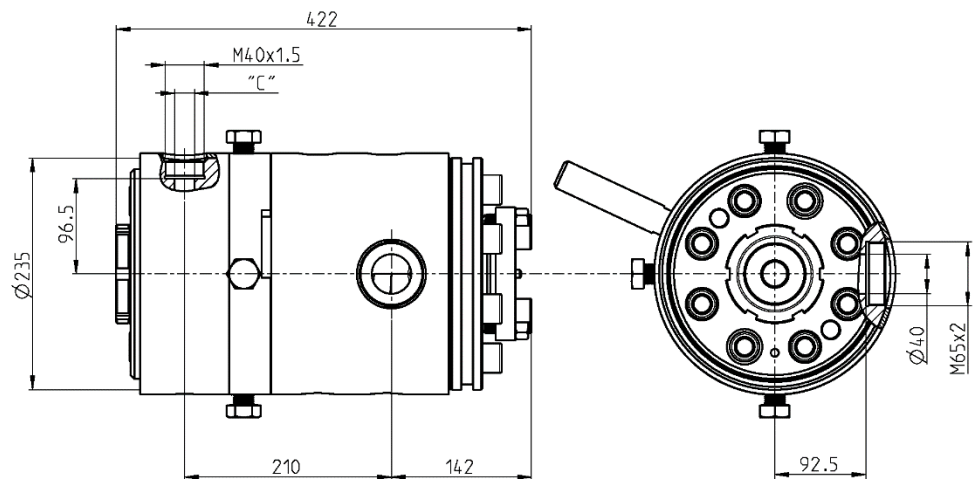





Version	Maximum opening of the Tip	Maximum opening of the Die	Main entry port / thread		Auxiliary entry port / thread		Total length	Crosshead diameter	Max. working temperature	Max. working pressure	Weight
			A	B	C	D					
-	45 mm	55 mm	40 mm	M65x2	-	-	390 mm	235 mm	<250°C	500 bars	110 kg

Options

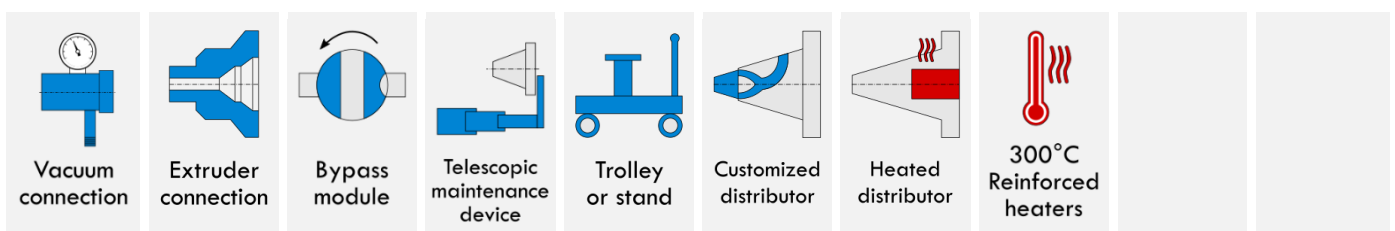
 Vacuum connection	 Extruder connection	 Bypass module	 Telescopic maintenance device	 Trolley or stand	 Customized distributor	 Heated distributor	 300°C Reinforced heaters		
--	--	--	--	---	---	--	---	--	--

E45AN11




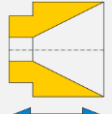
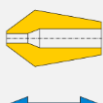



Version	Maximum opening of the Tip	Maximum opening of the Die	Main entry port / thread		Auxiliary entry port / thread		Total length	Crosshead diameter	Max. working temperature	Max. working pressure	Weight
			A	B	C	D					
Normal	45 mm	55 mm	40 mm	M65x2	15 mm	M40x1.5	422 mm	223 mm	<250°C	500 bars	120 kg
HFFR					20 mm						






Options

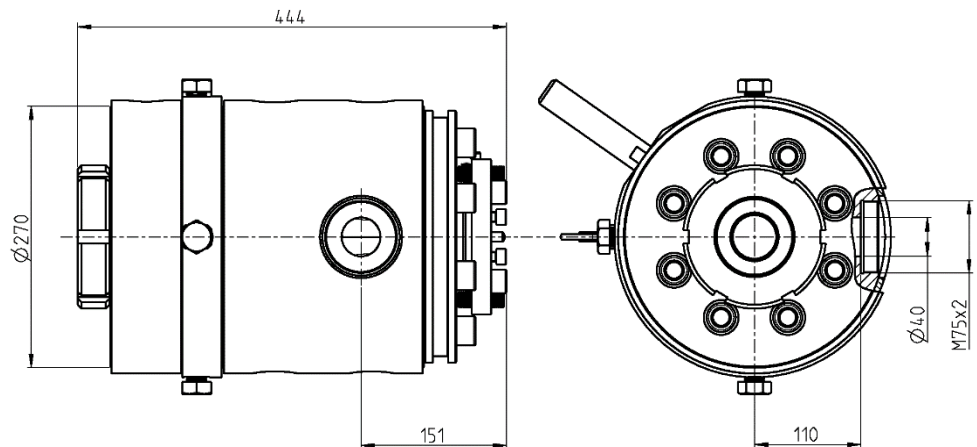


E60AN10

 Single layer	
 Fix/manual centring	 2+ Heating zone(s)
 Die adjustment	 Tip adjustment



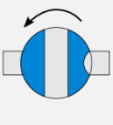
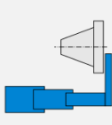

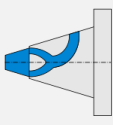
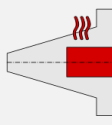



- Power cable 
- Data cable 
- Special shaped 
- Tube 
- HV/MV cable 

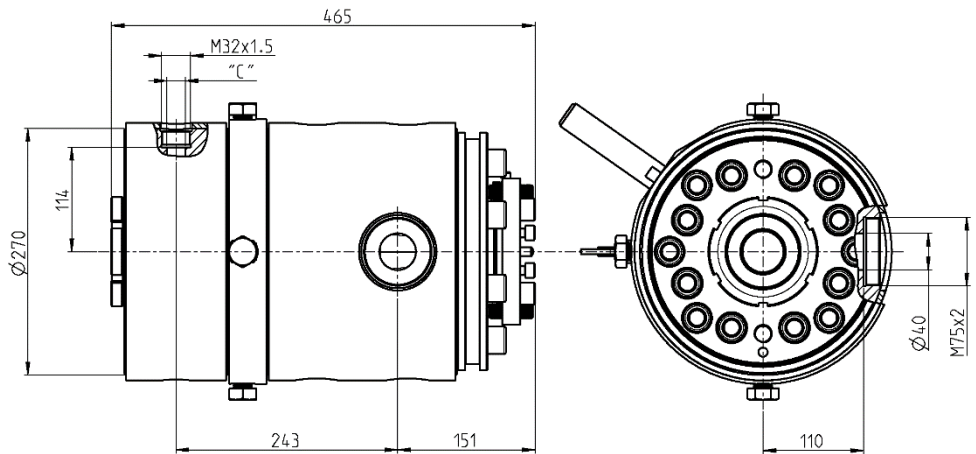





Version	Maximum opening of the Tip	Maximum opening of the Die	Main entry port / thread		Auxiliary entry port / thread		Total length	Crosshead diameter	Max. working temperature	Max. working pressure	Weight
			A	B	C	D					
-	60 mm	70 mm	40 mm	M75x2	-	-	444 mm	275 mm	<250°C	500 bars	160 kg

Options

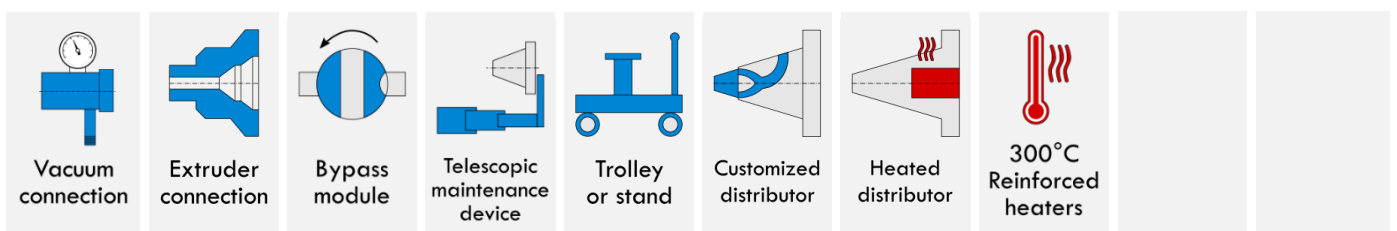
 Vacuum connection	 Extruder connection	 Bypass module	 Telescopic maintenance device	 Trolley or stand	 Customized distributor	 Heated distributor	 300°C Reinforced heaters		
--	--	--	--	---	---	--	---	--	--

E60AN11




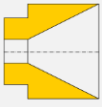
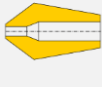



Version	Maximum opening of the Tip	Maximum opening of the Die	Main entry port / thread		Auxiliary entry port / thread		Total length	Crosshead diameter	Max. working temperature	Max. working pressure	Weight
			A	B	C	D					
Normal	60 mm	70 mm	40 mm	M75x2	15 mm	M32x1.5	465 mm	273 mm	<250°C	500 bars	175 kg
HFFR					20 mm						






Options

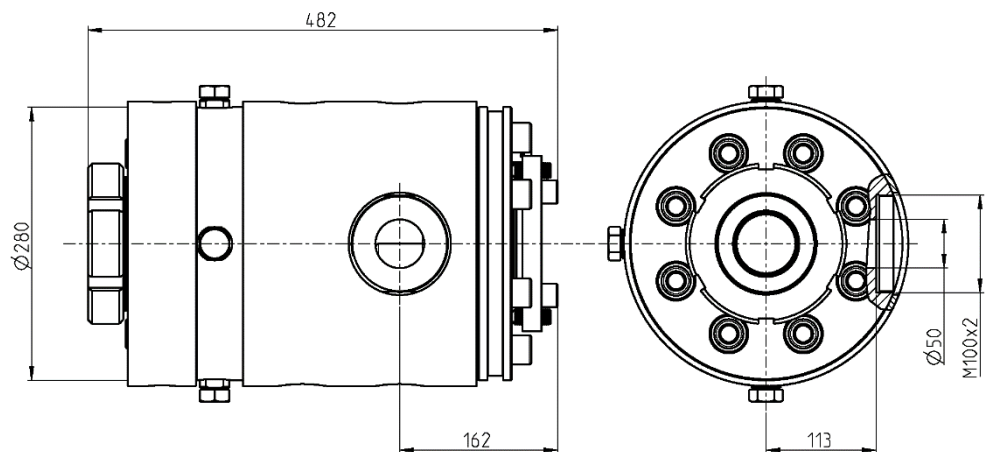


E80AN10

 Single layer	
 Manual centring	 2 Heating zone(s)
 Die adjustment	 Tip adjustment


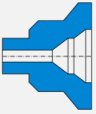
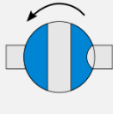
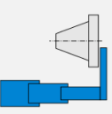

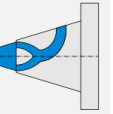



-  Power cable
-  Data cable
-  Special shaped
-  Tube
-  HV/MV cable

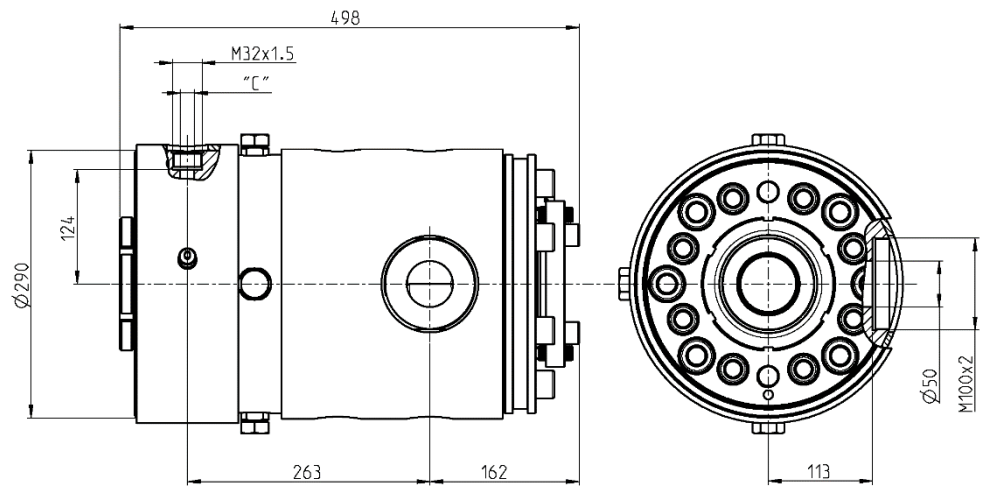





Version	Maximum opening of the Tip	Maximum opening of the Die	Main entry port / thread		Auxiliary entry port / thread		Total length	Crosshead diameter	Max. working temperature	Max. working pressure	Weight
			A	B	C	D					
-	80 mm	95 mm	50 mm	M100x2	-	-	482 mm	280 mm	<250°C	500 bars	185 kg

Options

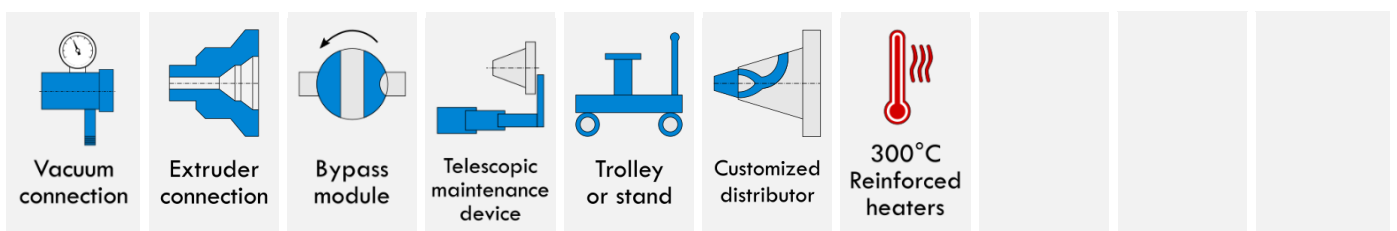
 Vacuum connection	 Extruder connection	 Bypass module	 Telescopic maintenance device	 Trolley or stand	 Customized distributor	 300°C Reinforced heaters				
--	--	--	--	---	---	--	--	--	--	--

E80AN11




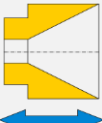
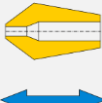



Version	Maximum opening of the Tip	Maximum opening of the Die	Main entry port / thread		Auxiliary entry port / thread		Total length	Crosshead diameter	Max. working temperature	Max. working pressure	Weight
			A	B	C	D					
Normal	80 mm	95 mm	50 mm	M100x2	15 mm	M32x1.5	498 mm	290 mm	<250°C	500 bars	200 kg
HFFR					20 mm						






Options

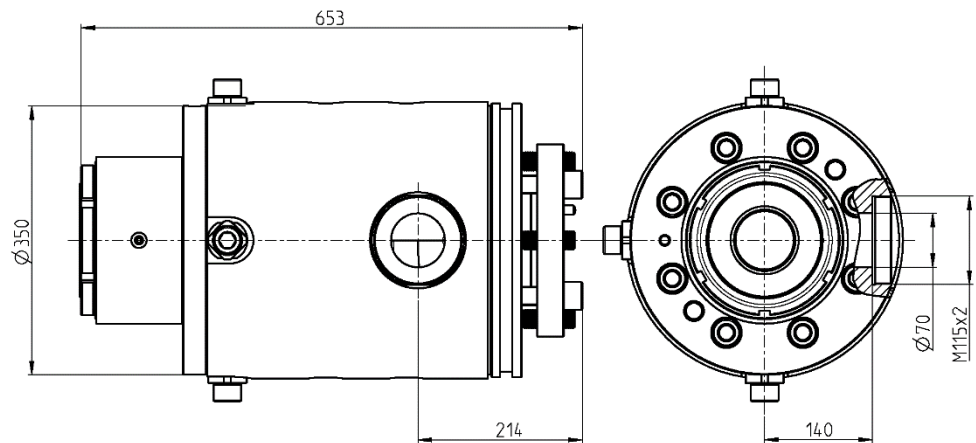


E115AN10

 Single layer	
 Manual centring	 2 Heating zone(s)
 Die adjustment	 Tip adjustment



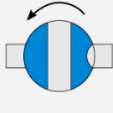
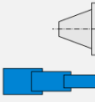

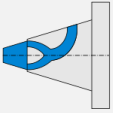



- Power cable 
- Data cable 
- Special shaped 
- Tube 
- HV/MV cable 



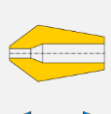



Version	Maximum opening of the Tip	Maximum opening of the Die	Main entry port / thread		Auxiliary entry port / thread		Total length	Crosshead diameter	Max. working temperature	Max. working pressure	Weight
			A	B	C	D					
-	115 mm	130 mm	70 mm	M115x2	-	-	653 mm	350 mm	<250°C	400 bars	320 kg






Options

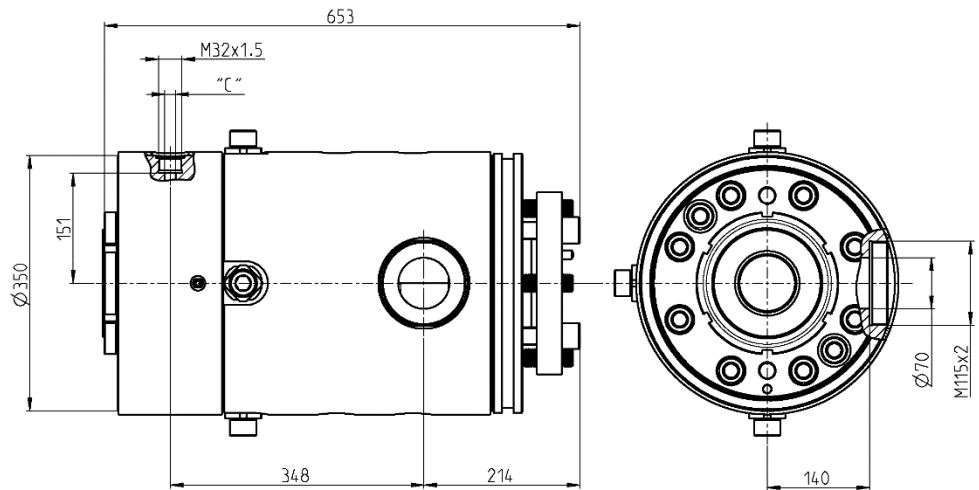
 Vacuum connection	 Extruder connection	 Bypass module	 Telescopic maintenance device	 Trolley or stand	 Customized distributor	 300°C Reinforced heaters				
--	--	--	--	---	---	--	--	--	--	--

E115AN11

 Skin coloration	 Striping
 Single layer	
 Manual centring	 2 Heating zone(s)
 Die adjustment	 Tip adjustment


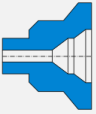
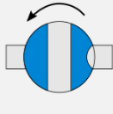
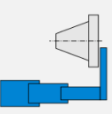

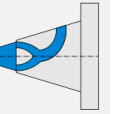



- Power cable 
- Data cable 
- Special shaped 
- Tube 
- HV/MV cable 




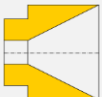
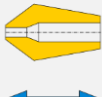



Version	Maximum opening of the Tip	Maximum opening of the Die	Main entry port / thread		Auxiliary entry port / thread		Total length	Crosshead diameter	Max. working temperature	Max. working pressure	Weight
			A	B	C	D					
Normal	115 mm	130 mm	70 mm	M115x2	15 mm	M32x1.5	653 mm	350 mm	<250°C	400 bars	375 kg
HFFR					20 mm						






Options

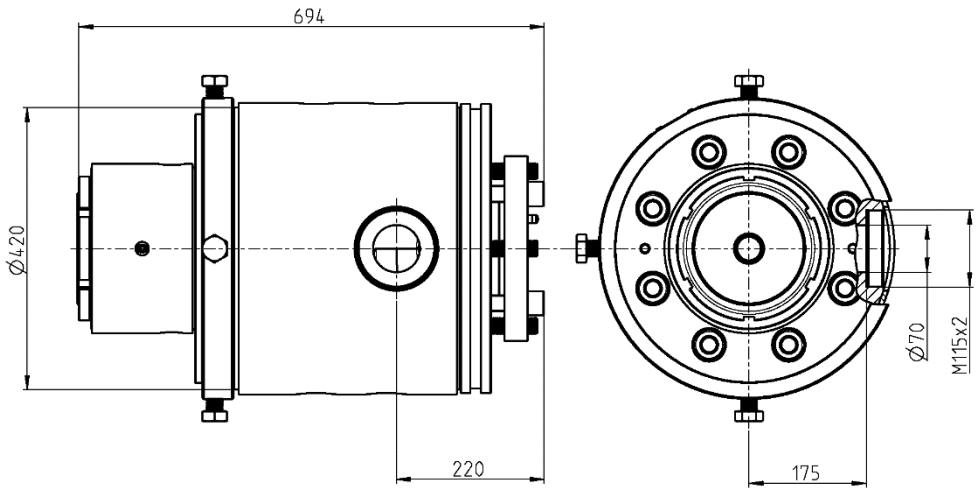
 Vacuum connection	 Extruder connection	 Bypass module	 Telescopic maintenance device	 Trolley or stand	 Customized distributor	 300°C Reinforced heaters			
--	--	--	--	---	---	--	--	--	--

E140AN10

 Single layer	
 Manual centring	 2 Heating zone(s)
 Die adjustment	 Tip adjustment

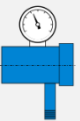

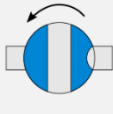
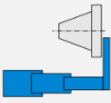

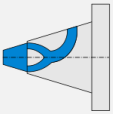



- Power cable 
- Data cable 
- Special shaped 
- Tube 
- HV/MV cable 

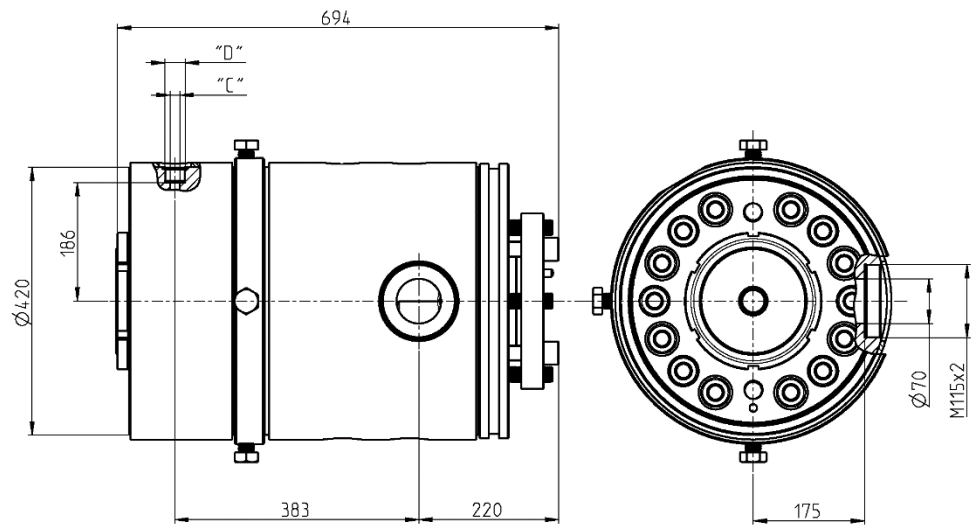




Version	Maximum opening of the Tip	Maximum opening of the Die	Main entry port / thread		Auxiliary entry port / thread		Total length	Crosshead diameter	Max. working temperature	Max. working pressure	Weight
			A	B	C	D					
-	140 mm	150 mm	70 mm	M115x2	-	-	694 mm	420 mm	<250°C	400 bars	490 kg

Options

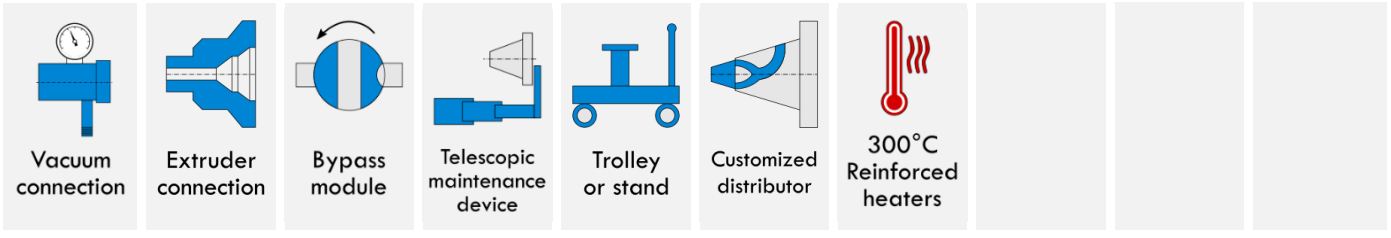
 Vacuum connection	 Extruder connection	 Bypass module	 Telescopic maintenance device	 Trolley or stand	 Customized distributor	 300°C Reinforced heaters				
--	--	--	--	---	---	--	--	--	--	--

E140AN11




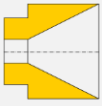
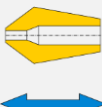



Version	Maximum opening of the Tip	Maximum opening of the Die	Main entry port / thread		Auxiliary entry port / thread		Total length	Crosshead diameter	Max. working temperature	Max. working pressure	Weight
			A	B	C	D					
Normal	140 mm	150 mm	70 mm	M115x2	15 mm	M32x1.5	694 mm	420 mm	<250°C	400 bars	600 kg
HFFR					20 mm	M40x1.5					






Options

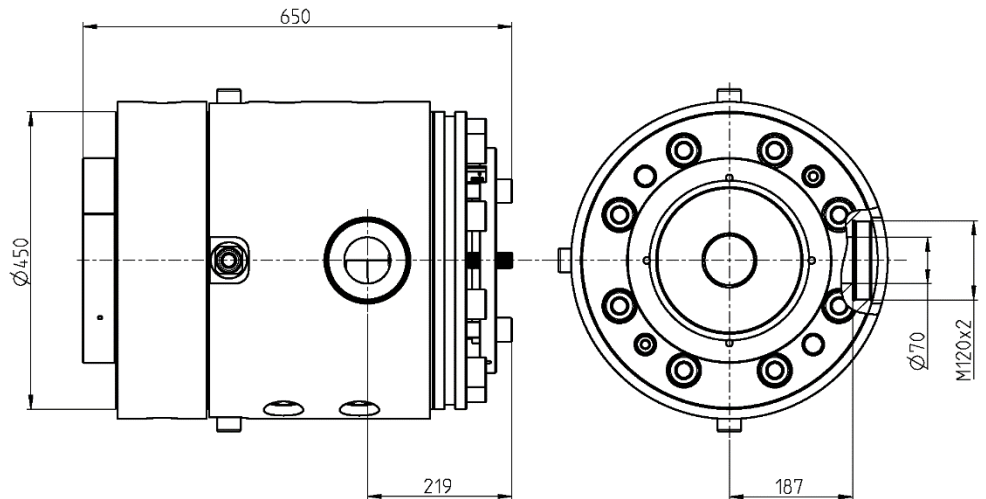


E180AN10

 Single layer	
 Manual centring	 2 Heating zone(s)
 Die adjustment	 Tip adjustment


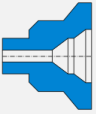
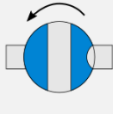
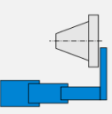

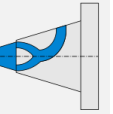



Power cable	
Data cable	
Special shaped	
Tube	
HV/MV cable	






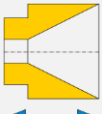
Version	Maximum opening of the Tip	Maximum opening of the Die	Main entry port / thread		Auxiliary entry port / thread		Total length	Crosshead diameter	Max. working temperature	Max. working pressure	Weight
			A	B	C	D					
-	180 mm	190 mm	70 mm	M120x2	-	-	650 mm	450 mm	<250°C	400 bars	560 kg


Options





 Vacuum connection	 Extruder connection	 Bypass module	 Telescopic maintenance device	 Trolley or stand	 Customized distributor	 300°C Reinforced heaters				
--	--	--	--	---	---	--	--	--	--	--

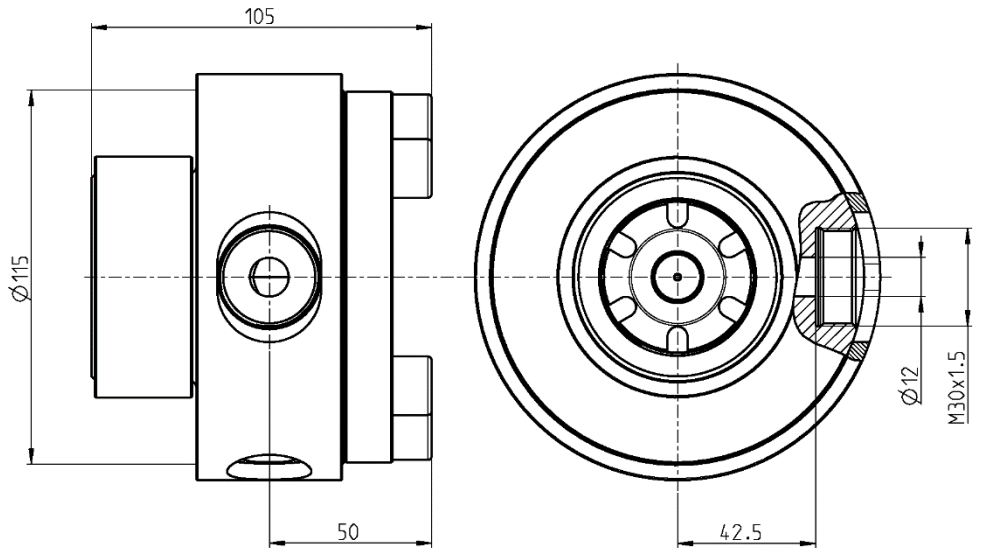
SHORT SERIES

E4BN10 FIX

 Single layer	
 Fix centring	 2+ Heating zone(s)
 Die adjustment	



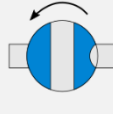
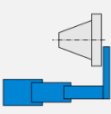

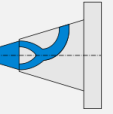
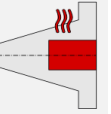



- Power cable 
- Data cable 
- Special shaped 
- Tube 



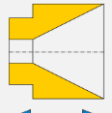


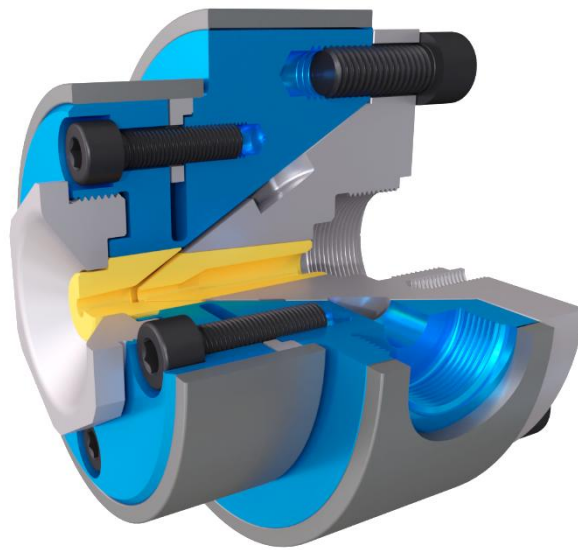
Version	Maximum opening of the Tip	Maximum opening of the Die	Main entry port / thread		Auxiliary entry port / thread		Total length	Crosshead diameter	Max. working temperature	Max. working pressure	Weight
			A	B	C	D					
-	7 mm	11 mm	12 mm	M30x1.5	-	-	105 mm	115 mm	<250°C	600 bars	7 kg





Options

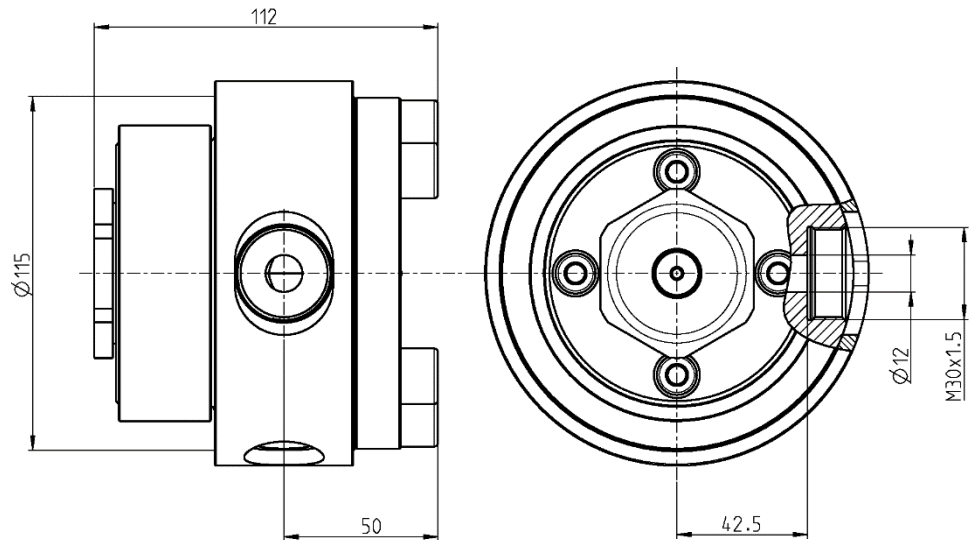
 Vacuum connection	 Extruder connection	 Bypass module	 Telescopic maintenance device	 Trolley or stand	 Customized distributor	 Heated distributor	 300°C Reinforced heaters		
--	--	--	--	---	---	--	---	--	--

E4BN10 FT

 Single layer	
FT Fine-tuning centring	2+  Heating zone(s)
 Die adjustment	



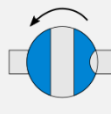
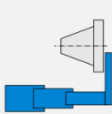

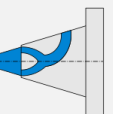
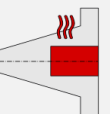



Power cable	
Data cable	
Special shaped	
Tube	






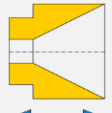


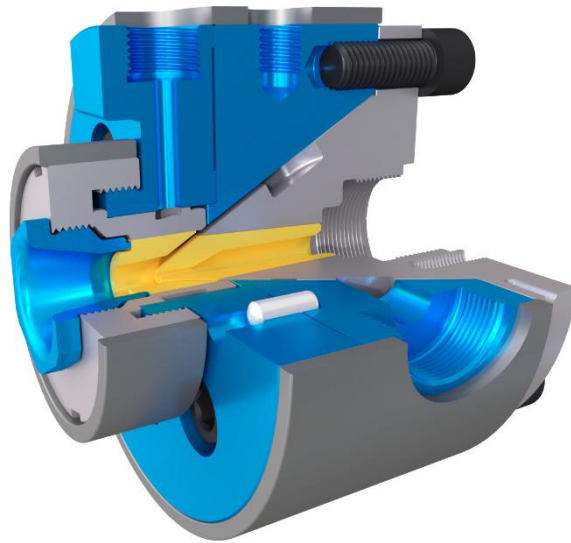
Version	Maximum opening of the Tip	Maximum opening of the Die	Main entry port / thread		Auxiliary entry port / thread		Total length	Crosshead diameter	Max. working temperature	Max. working pressure	Weight
			A	B	C	D					
-	7 mm	11 mm	12 mm	M30x1.5	-	-	112 mm	115 mm	<250°C	600 bars	8 kg





Options

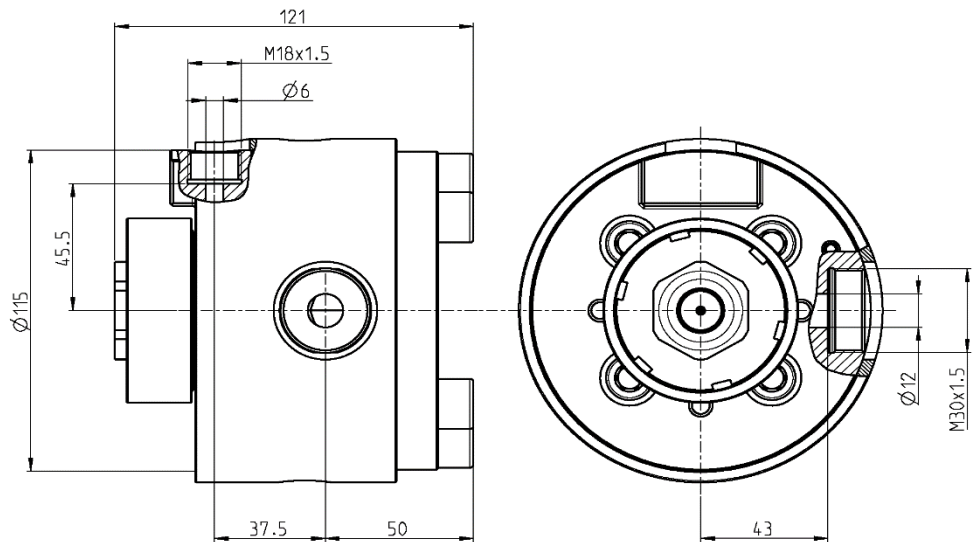
 Vacuum connection	 Extruder connection	 Bypass module	 Telescopic maintenance device	 Trolley or stand	 Customized distributor	 Heated distributor	 300°C Reinforced heaters		
--	--	--	--	---	---	--	---	--	--

E4BN11

 Skin coloration	 Striping
 Single layer	
 Fix centring	 2+ Heating zone(s)
 Die adjustment	






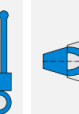
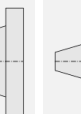



Power cable	
Data cable	
Special shaped	
Tube	




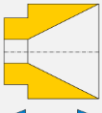



Version	Maximum opening of the Tip	Maximum opening of the Die	Main entry port / thread		Auxiliary entry port / thread		Total length	Crosshead diameter	Max. working temperature	Max. working pressure	Weight
			A	B	C	D					
-	7 mm	11 mm	12 mm	M30x1.5	6 mm	M18x1.5	121 mm	115 mm	<250°C	600 bars	7 kg





Options

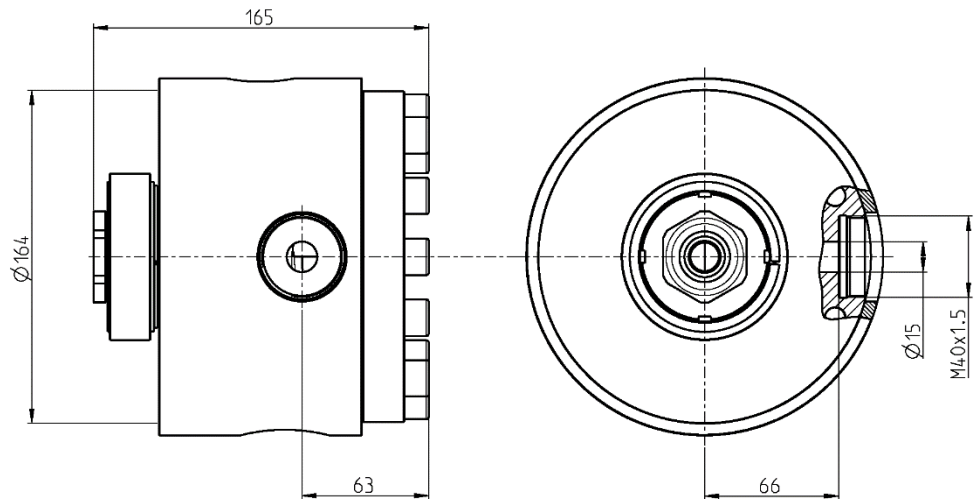
 Vacuum connection	 Extruder connection	 Bypass module	 Telescopic maintenance device	 Trolley or stand	 Customized distributor	 Heated distributor	 300°C Reinforced heaters		
--	--	--	--	---	---	---	---	--	--

E12BN10

 Single layer	
 Fix centring	 2+ Heating zone(s)
 Die adjustment	



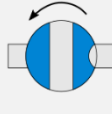
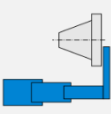

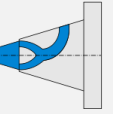
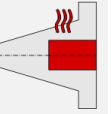



- Power cable 
- Data cable 
- Special shaped 
- Tube 






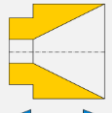



Version	Maximum opening of the Tip	Maximum opening of the Die	Main entry port / thread		Auxiliary entry port / thread		Total length	Crosshead diameter	Max. working temperature	Max. working pressure	Weight
			A	B	C	D					
-	14 mm	20 mm	15 mm	M40x1.5	-	-	165 mm	164 mm	<250°C	500 bars	22 kg





Options

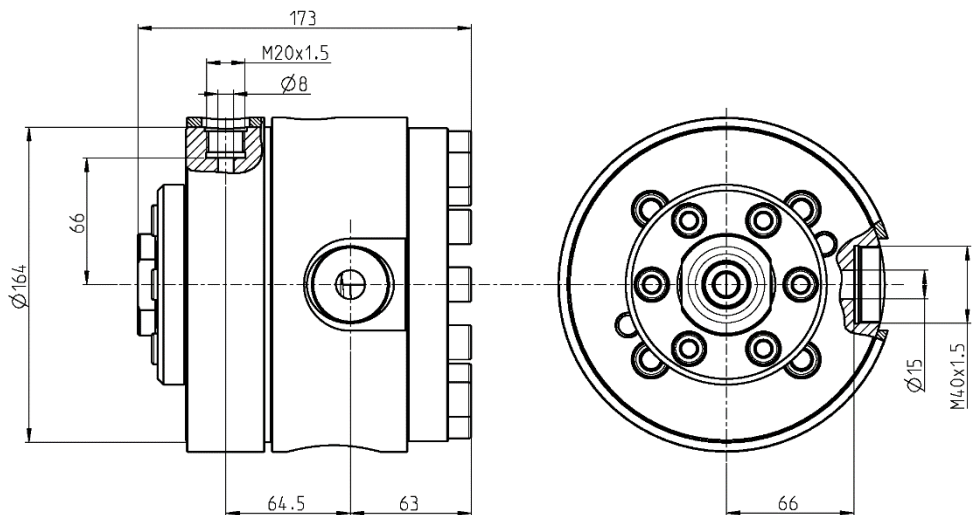
 Vacuum connection	 Extruder connection	 Bypass module	 Telescopic maintenance device	 Trolley or stand	 Customized distributor	 Heated distributor	 300°C Reinforced heaters		
--	--	--	--	---	---	--	---	--	--

E12BN11

 Skin coloration	 Striping
 Single layer	
 Fix centring	 2+ Heating zone(s)
 Die adjustment	


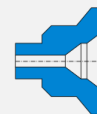

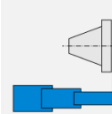

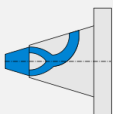
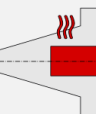



- Power cable 
- Data cable 
- Special shaped 
- Tube 




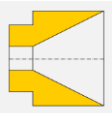



Version	Maximum opening of the Tip	Maximum opening of the Die	Main entry port / thread		Auxiliary entry port / thread		Total length	Crosshead diameter	Max. working temperature	Max. working pressure	Weight
			A	B	C	D					
-	14 mm	20 mm	15 mm	M40x1.5	8 mm	M20x1.5	173 mm	164 mm	<250°C	500 bars	24 kg





Options

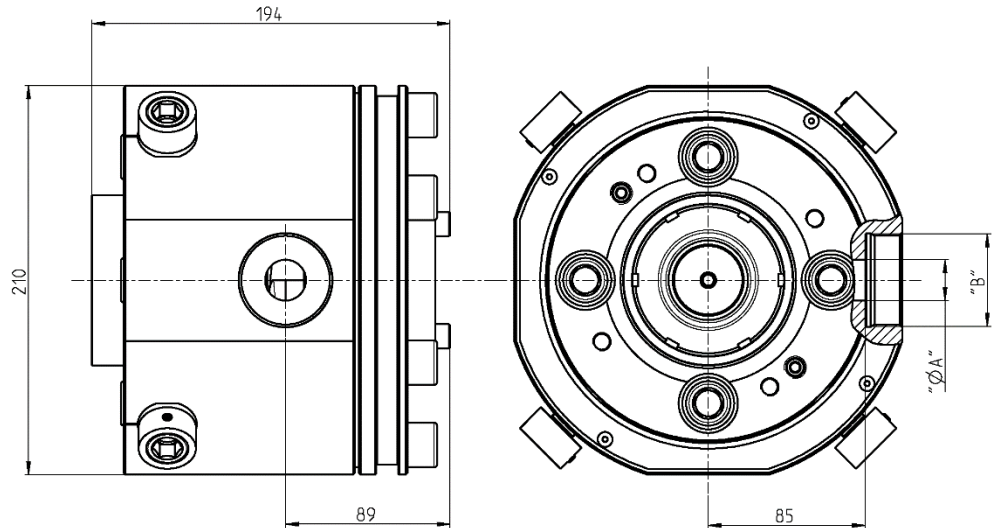
 Vacuum connection	 Extruder connection	 Bypass module	 Telescopic maintenance device	 Trolley or stand	 Customized distributor	 Heated distributor	 300°C Reinforced heaters		
--	--	--	--	---	---	--	---	--	--

E25BN10

 Single layer	
 Fix/manual centring	 3 Heating zone(s)
 Die adjustment	

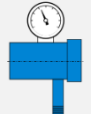
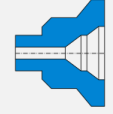
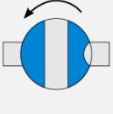
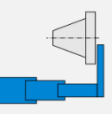

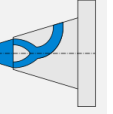



Power cable	
Data cable	
Special shaped	
Tube	




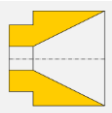



Version	Maximum opening of the Tip	Maximum opening of the Die	Main entry port / thread		Auxiliary entry port / thread		Total length	Crosshead diameter	Max. working temperature	Max. working pressure	Weight
			A	B	C	D					
Normal	25 mm	35 mm	15 mm	M45x1.5	-	-	194 mm	210 mm	<250°C	500 bars	41 kg
HFFR			20 mm	M50x1.5							





Options

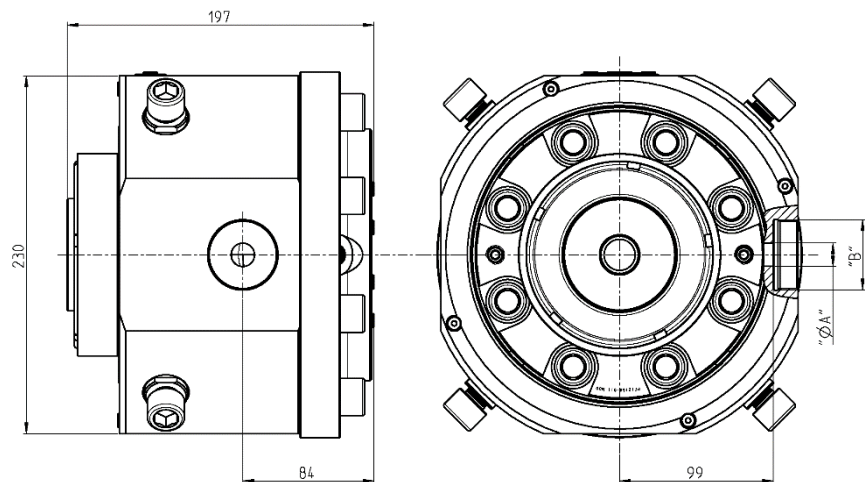
 Vacuum connection	 Extruder connection	 Bypass module	 Telescopic maintenance device	 Trolley or stand	 Customized distributor	 300°C Reinforced heaters				
--	--	--	--	---	---	--	--	--	--	--

E45BN10

 Single layer	
 Fix/manual centring	 3 Heating zone(s)
 Die adjustment	



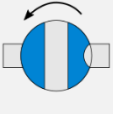
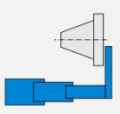

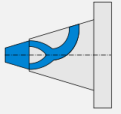



Power cable	
Data cable	
Special shaped	
Tube	




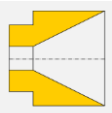



Version	Maximum opening of the Tip	Maximum opening of the Die	Main entry port / thread		Auxiliary entry port / thread		Total length	Crosshead diameter	Max. working temperature	Max. working pressure	Weight
			A	B	C	D					
Normal	45 mm	60 mm	15 mm	M45x1.5	-	-	197 mm	230 mm	<250°C	400 bars	50 kg
HFFR			20 mm	M50x1.5							





Options

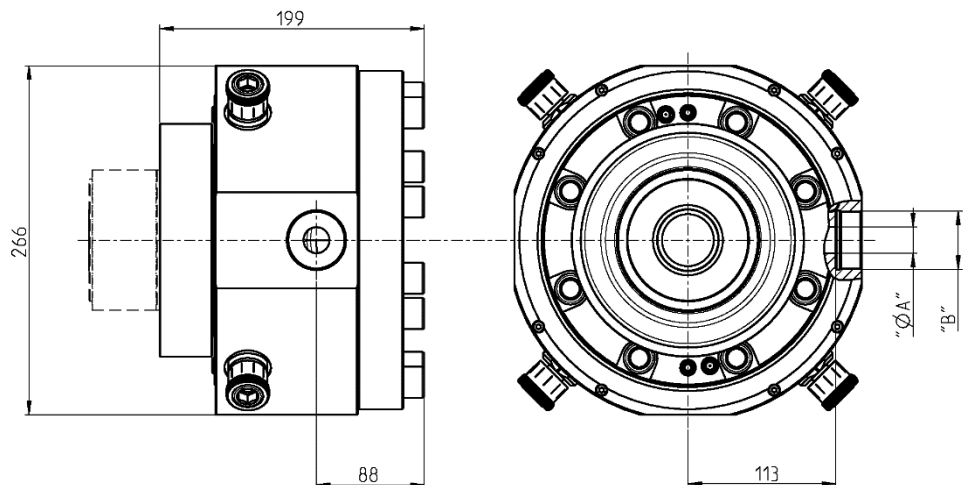
 Vacuum connection	 Extruder connection	 Bypass module	 Telescopic maintenance device	 Trolley or stand	 Customized distributor	 300°C Reinforced heaters				
--	--	--	--	---	---	--	--	--	--	--

E75BN10

 Single layer	
 Fix/manual centring	 3 Heating zone(s)
 Die adjustment	

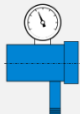

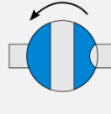
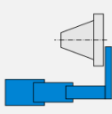

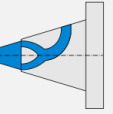



Power cable	
Data cable	
Special shaped	
Tube	








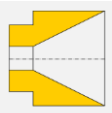
Version	Maximum opening of the Tip	Maximum opening of the Die	Main entry port / thread		Auxiliary entry port / thread		Total length	Crosshead diameter	Max. working temperature	Max. working pressure	Weight
			A	B	C	D					
Normal	75 mm	90 mm	15 mm	M45x1.5	-	-	199 mm	266 mm	<250°C	400 bars	67 kg
HFFR			20 mm	M50x1.5							

Options





 Vacuum connection	 Extruder connection	 Bypass module	 Telescopic maintenance device	 Trolley or stand	 Customized distributor	 300°C Reinforced heaters			
--	--	--	--	---	---	--	--	--	--

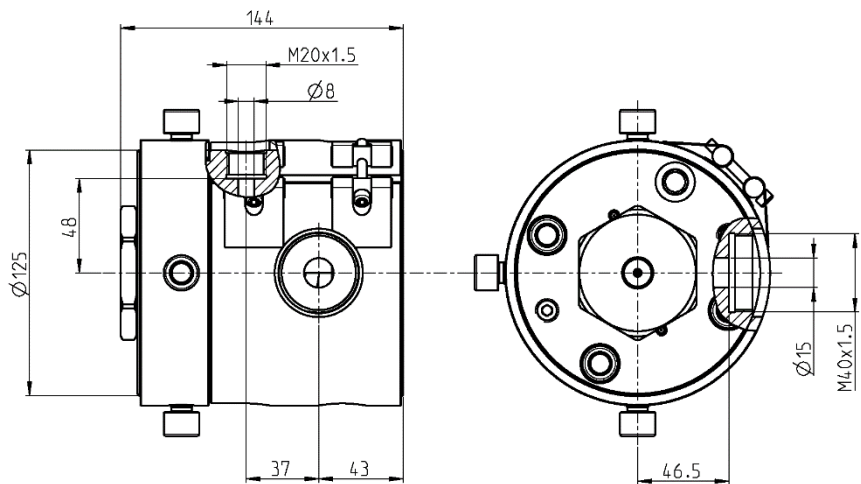
HFFR SERIES

E4VN11 MAN

 Skin coloration	 Striping
 Single layer	
 Fix/manual centring	 2 Heating zone(s)
 Die adjustment	



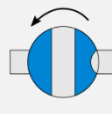

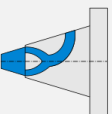



- Power cable 
- Data cable 
- Special shaped 
- Tube 





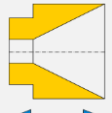



Version	Maximum opening of the Tip	Maximum opening of the Die	Main entry port / thread		Auxiliary entry port / thread		Total length	Crosshead diameter	Max. working temperature	Max. working pressure	Weight
			A	B	C	D					
-	7 mm	11 mm	15 mm	M40x1.5	8 mm	M20x1.5	144 mm	125 mm	<250°C	600 bars	13 kg





Options

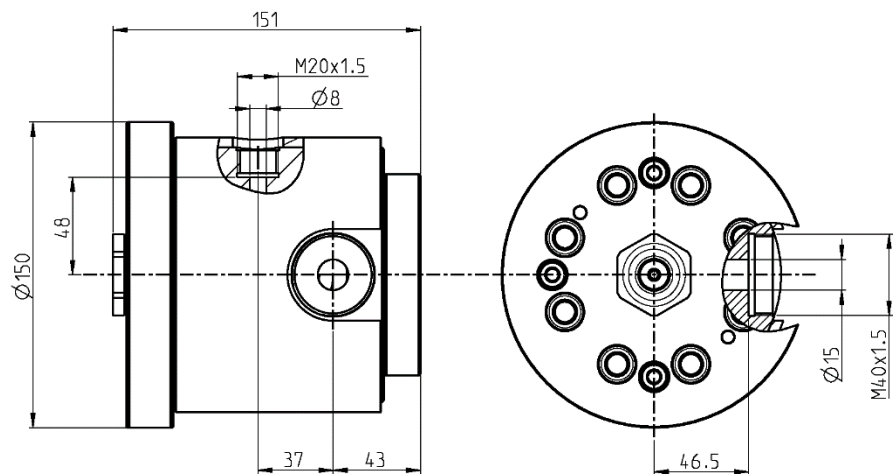
 Vacuum connection	 Extruder connection	 Bypass module	 Trolley or stand	 Customized distributor	 300°C Reinforced heaters					
--	--	--	---	---	---	--	--	--	--	--

E4VN11 FT

 Skin coloration	 Striping
 Single layer	
FT Fine-tuning centring	2  Heating zone(s)
 Die adjustment	



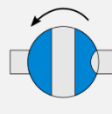

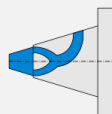



-  Power cable
-  Data cable
-  Special shaped
-  Tube





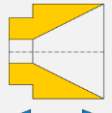



Version	Maximum opening of the Tip	Maximum opening of the Die	Main entry port / thread		Auxiliary entry port / thread		Total length	Crosshead diameter	Max. working temperature	Max. working pressure	Weight
			A	B	C	D					
-	7 mm	11 mm	15 mm	M40x1.5	8 mm	M20x1.5	151 mm	150 mm	<250°C	600 bars	13 kg





Options

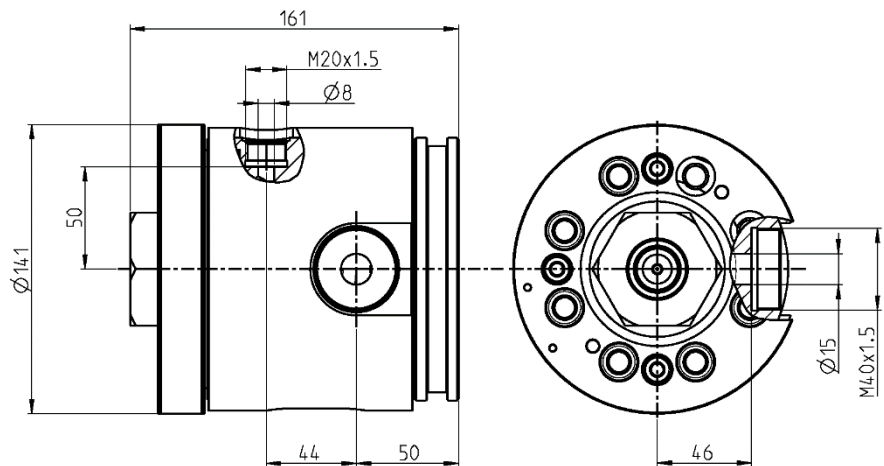
 Vacuum connection	 Extruder connection	 Bypass module	 Trolley or stand	 Customized distributor	 300°C Reinforced heaters					
--	--	--	---	---	---	--	--	--	--	--

E8VN11

 Skin coloration	 Striping
 Single layer	
FT Fine-tuning centring	 2+ Heating zone(s)
 Die adjustment	



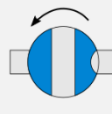
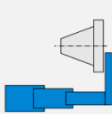

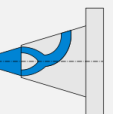
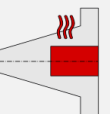



- Power cable 
- Data cable 
- Special shaped 
- Tube 






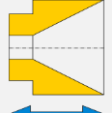
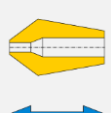



Version	Maximum opening of the Tip	Maximum opening of the Die	Main entry port / thread		Auxiliary entry port / thread		Total length	Crosshead diameter	Max. working temperature	Max. working pressure	Weight
			A	B	C	D					
-	7 mm	20 mm	15 mm	M40x1.5	8 mm	M20x1.5	161 mm	141 mm	<250°C	600 bars	15 kg





Options

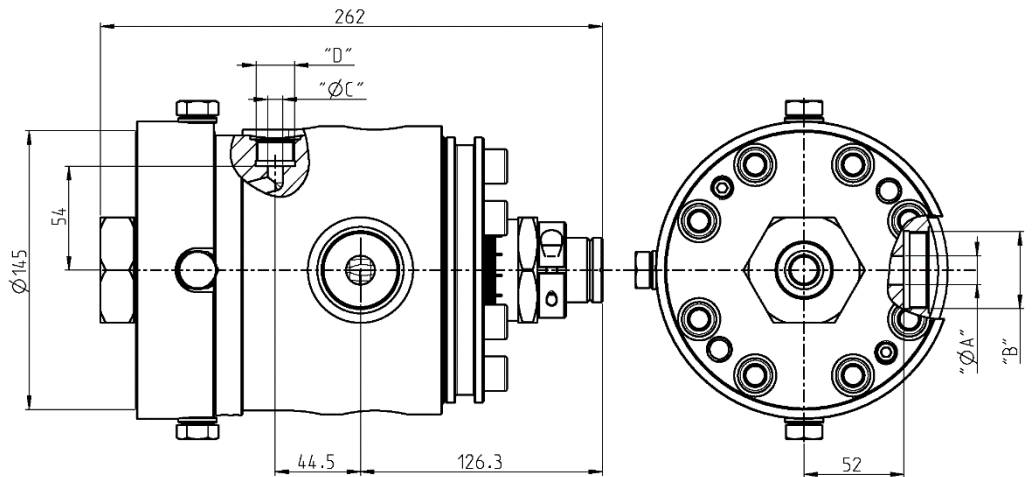
 Vacuum connection	 Extruder connection	 Bypass module	 Telescopic maintenance device	 Trolley or stand	 Customized distributor	 Heated distributor	 300°C Reinforced heaters		
--	--	--	--	---	---	--	---	--	--

E14VN11

 Skin coloration	 Striping
 Single layer	
 Fix/manual centring	 2 Heating zone(s)
 Die adjustment	 Tip adjustment



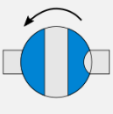
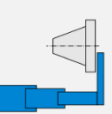

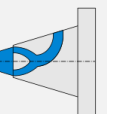



- Power cable 
- Data cable 
- Special shaped 
- Tube 








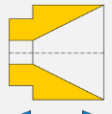
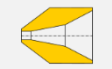
Version	Maximum opening of the Tip	Maximum opening of the Die	Main entry port / thread		Auxiliary entry port / thread		Total length	Crosshead diameter	Max. working temperature	Max. working pressure	Weight
			A	B	C	D					
Normal	14 mm	20 mm	15 mm	M40x1.5	8 mm	M20x1.5	262 mm	145 mm	<250°C	600 bars	24 kg
HFFR			20 mm	M50x1.5	12 mm	M25x1.5					


Options







 Vacuum connection	 Extruder connection	 Bypass module	 Telescopic maintenance device	 Trolley or stand	 Customized distributor	 300°C Reinforced heaters			
--	--	--	--	---	---	--	--	--	--

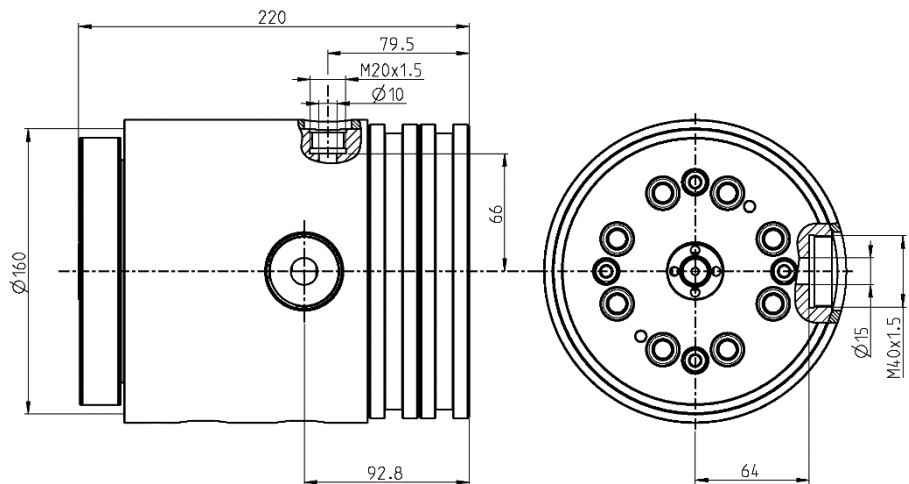
MULTI-LAYER SERIES

E4GN20

 Multi-layers	 Skin coloration
 Sectoral	 Single layer
FT Fine-tuning centring	 2+ Heating zone(s)
 Die adjustment	
 Intermediate Die available	


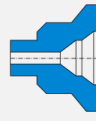
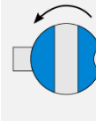
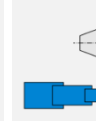

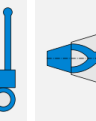
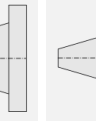



Power cable	
Data cable	
Special shaped	
Tube	
Multi-layer tube	
Foamed cable	








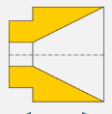
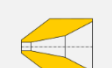



Version	Maximum opening of the Tip	Maximum opening of the Die	Main entry port / thread		Auxiliary entry port / thread		Total length	Crosshead diameter	Max. working temperature	Max. working pressure	Weight
			A	B	C	D					
-	7 mm	11 mm	15 mm	M40x1.5	10 mm	M20x1.5	220 mm	160 mm	<250°C	600 bars	34 kg







Options

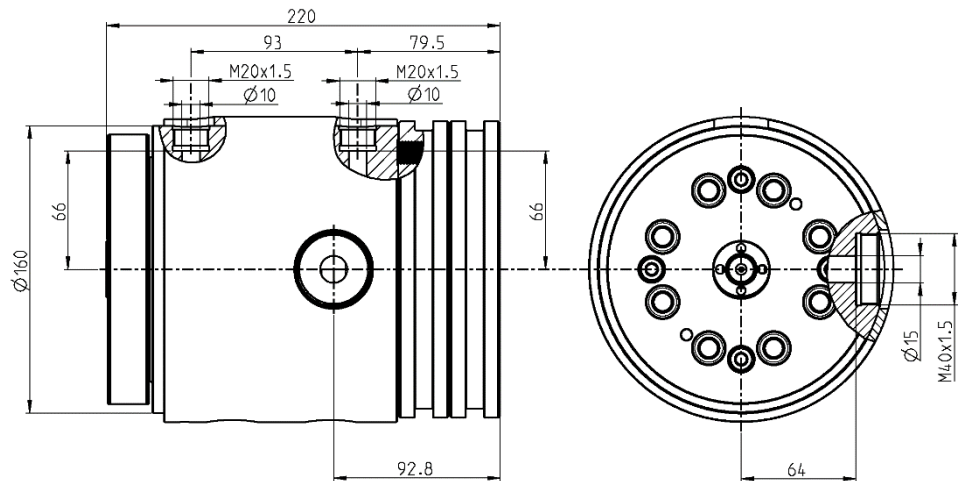
 Vacuum connection	 Extruder connection	 Bypass module	 Telescopic maintenance device	 Trolley or stand	 Customized distributor	 Heated distributor	 300°C Reinforced heaters		
--	--	--	--	---	---	--	---	--	--

E4GN21

 Multi-layers	 Skin coloration
 SFS	 Sectoral
 Striping	 Single layer
FT Fine-tuning centring	 2+ Heating zone(s)
 Die adjustment	
 Intermediate Die available	




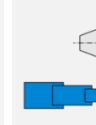

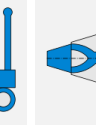
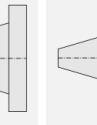



Power cable	
Data cable	
Special shaped	
Tube	
Multi-layer tube	
Foamed cable	





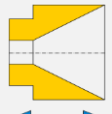



Version	Maximum opening of the Tip	Maximum opening of the Die	Main entry port / thread		Auxiliary entry port / thread		Total length	Crosshead diameter	Max. working temperature	Max. working pressure	Weight
			A	B	C	D					
-	7 mm	11 mm	15 mm	M40x1.5	10 mm	M20x1.5	220 mm	160 mm	<250°C	600 bars	34 kg







Options

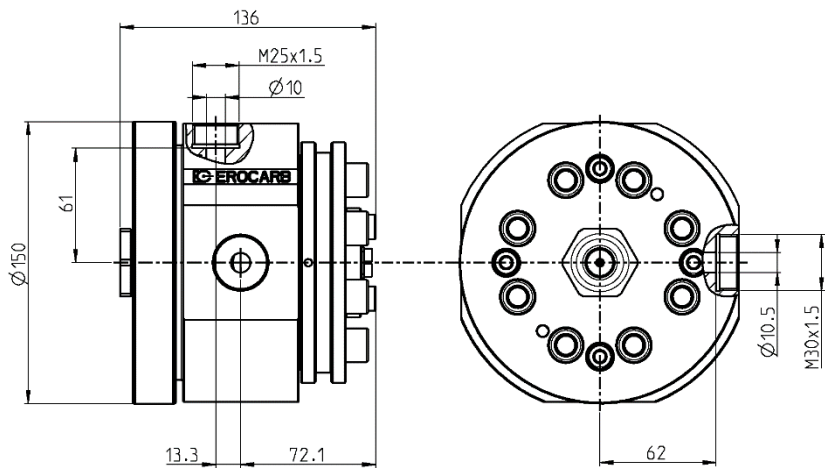
 Vacuum connection	 Extruder connection	 Bypass module	 Telescopic maintenance device	 Trolley or stand	 Customized distributor	 Heated distributor	 300°C Reinforced heaters		
--	--	--	--	---	---	--	---	--	--

E4JN20

 Skin coloration	 Striping
 Single layer	
FT Fine-tuning centring	 2+ Heating zone(s)
 Die adjustment	



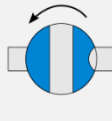
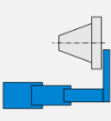

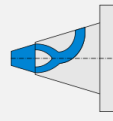
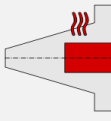


Power cable	
Data cable	
Special shaped	
Tube	
Multi-layer tube	
Foamed cable	







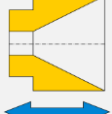



Version	Maximum opening of the Tip	Maximum opening of the Die	Main entry port / thread		Auxiliary entry port / thread		Total length	Crosshead diameter	Max. working temperature	Max. working pressure	Weight
			A	B	C	D					
-	7 mm	11 mm	10.5 mm	M30x1.5	10 mm	M25x1.5	136 mm	150 mm	<400°C	600 bars	14 kg







Options

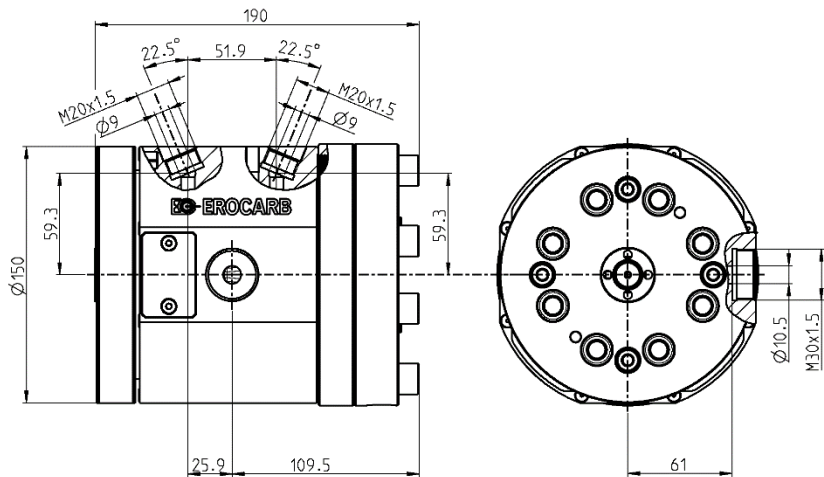
 Vacuum connection	 Extruder connection	 Bypass module	 Telescopic maintenance device	 Trolley or stand	 Customized distributor	 Heated distributor				
--	--	--	--	---	---	--	--	--	--	--

E4HN30

 SFS	 Skin coloration
 Sectoral	 Striping
 Single layer	
FT Fine-tuning centring	 2+ Heating zone(s)
 Die adjustment	

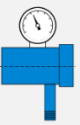

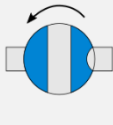

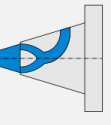
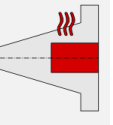


Power cable	
Data cable	
Special shaped	
Tube	
Multi-layer tube	
Foamed cable	






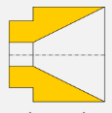



Version	Maximum opening of the Tip	Maximum opening of the Die	Main entry port / thread		Auxiliary entry port / thread		Total length	Crosshead diameter	Max. working temperature	Max. working pressure	Weight
			A	B	C	D					
-	7 mm	11 mm	10.5 mm	M30x1.5	9 mm	M20x1.5	190 mm	150 mm	<400°C	600 bars	24 kg







Options

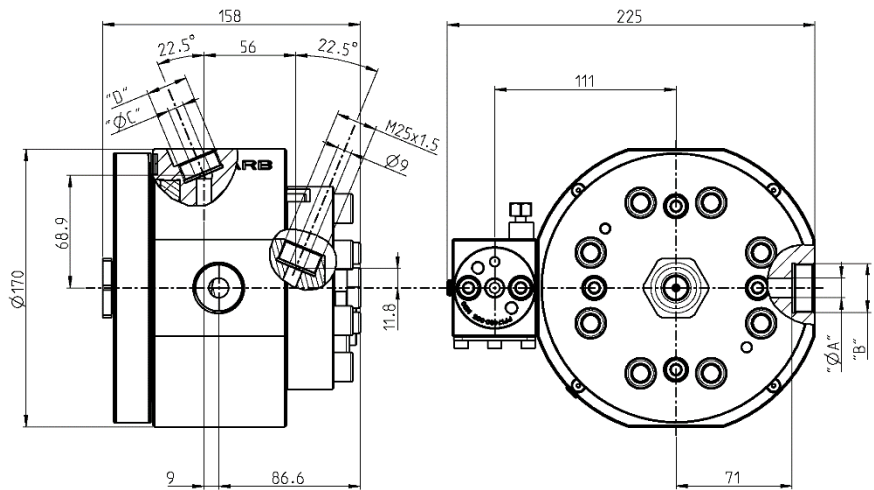
 Vacuum connection	 Extruder connection	 Bypass module	 Trolley or stand	 Customized distributor	 Heated distributor					
--	--	--	---	---	---	--	--	--	--	--

E4HN31

 SFS	 Skin coloration
 Striping	 Single layer
FT Fine-tuning centring	4  Heating zone(s)
 Die adjustment	



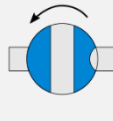

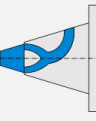


Power cable	
Data cable	
Special shaped	
Tube	
Multi-layer tube	
Foamed cable	






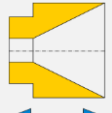



Version	Maximum opening of the Tip	Maximum opening of the Die	Main entry port / thread		Auxiliary entry port / thread		Total length	Crosshead diameter	Max. working temperature	Max. working pressure	Weight
			A	B	C	D					
Normal	7 mm	11 mm	10.5 mm	M30x1.5	9 mm	M20x1.5	158 mm	170 mm	<math><400^{\circ}\text{C}</math>	600 bars	27 kg
HV			12 mm	M40x1.5	10 mm	M25x1.5					







Options

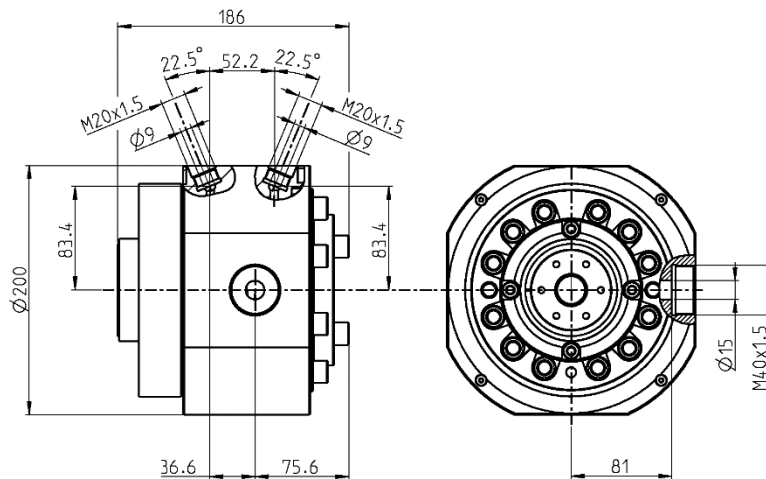
 Vacuum connection	 Extruder connection	 Bypass module	 Trolley or stand	 Customized distributor					
--	--	--	---	---	--	--	--	--	--

E12HN30

 SFS	 Skin coloration
 Striping	 Single layer
FT Fine-tuning centring	 2+ Heating zone(s)
 Die adjustment	



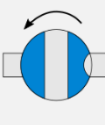

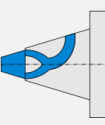
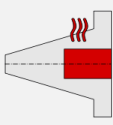


Power cable	
Data cable	
Special shaped	
Tube	
Multi-layer tube	
Foamed cable	







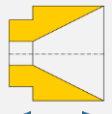
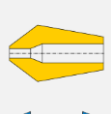




Version	Maximum opening of the Tip	Maximum opening of the Die	Main entry port / thread		Auxiliary entry port / thread		Total length	Crosshead diameter	Max. working temperature	Max. working pressure	Weight
			A	B	C	D					
-	14 mm	20 mm	15 mm	M40x1.5	9 mm	M20x1.5	186 mm	200 mm	<400°C	600 bars	34 kg






Options

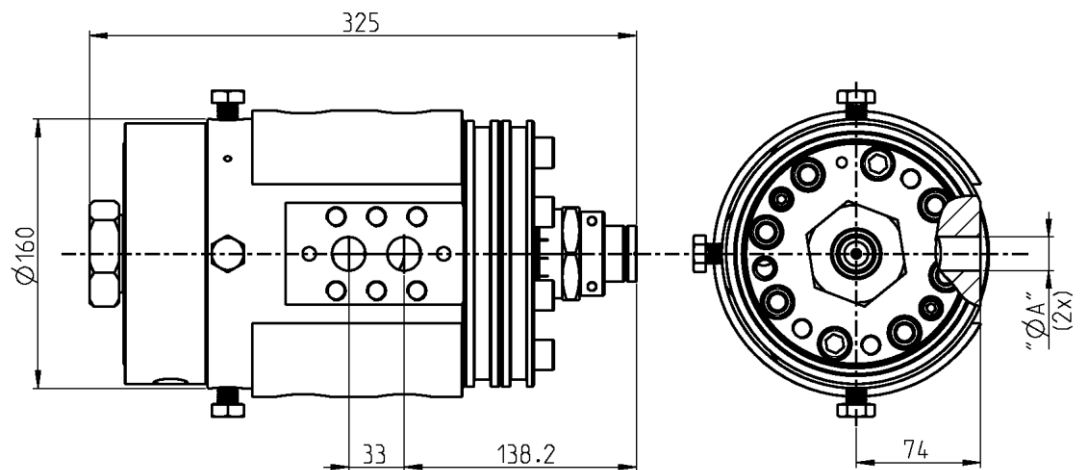
 Vacuum connection	 Extruder connection	 Bypass module	 Trolley or stand	 Customized distributor	 Heated distributor					
--	--	--	---	---	---	--	--	--	--	--

E14GN20

 Multi-layers	 Skin coloration
 Sectoral	 Single layer
 Fix/manual centring	 2 Heating zone(s)
 Die adjustment	 Tip adjustment
 Intermediate Die available	



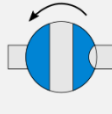
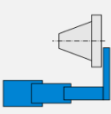

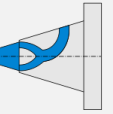



-  Power cable
-  Data cable
-  Special shaped
-  Tube
-  Multi-layer tube

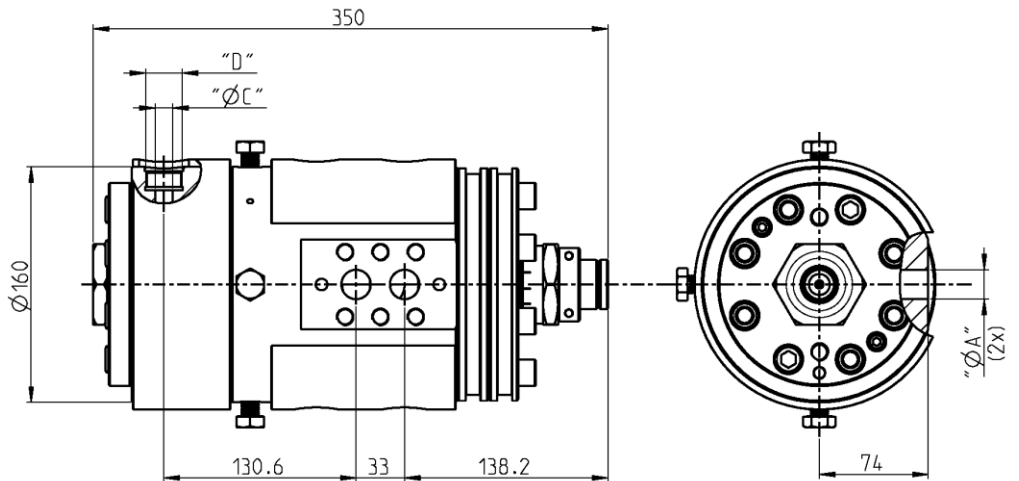


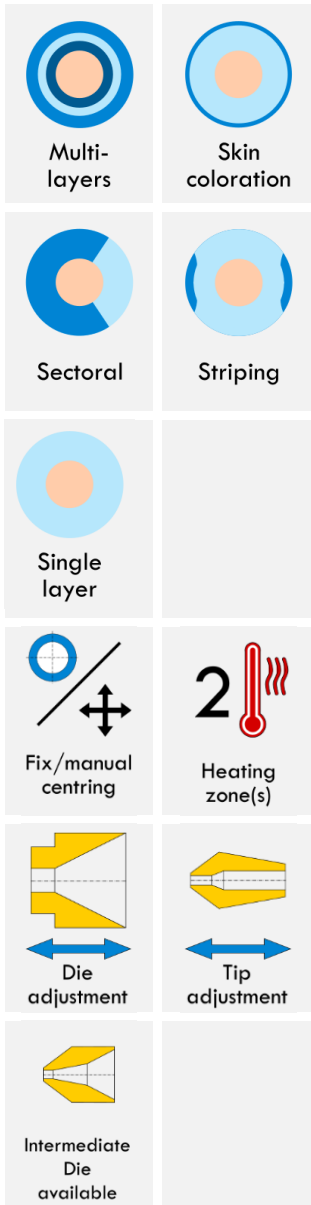


Version	Maximum opening of the Tip	Maximum opening of the Die	Main entry port / thread		Auxiliary entry port / thread		Total length	Crosshead diameter	Max. working temperature	Max. working pressure	Weight
			A	B	C	D					
Normal	14 mm	20 mm	15 mm	-	-	-	325 mm	160 mm	<250°C	600 bars	37 kg
HFFR			20 mm								

Options

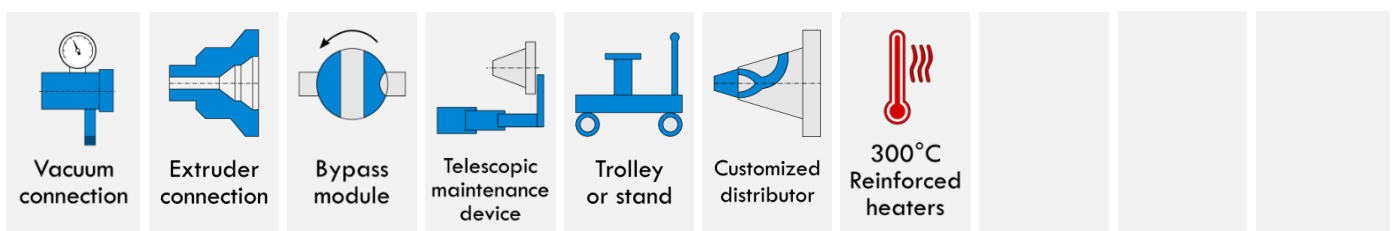
 Vacuum connection	 Extruder connection	 Bypass module	 Telescopic maintenance device	 Trolley or stand	 Customized distributor	 300°C Reinforced heaters				
--	--	--	--	---	---	--	--	--	--	--

E14GN21







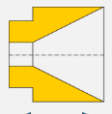
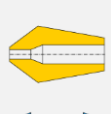




Version	Maximum opening of the Tip	Maximum opening of the Die	Main entry port / thread		Auxiliary entry port / thread		Total length	Crosshead diameter	Max. working temperature	Max. working pressure	Weight
			A	B	C	D					
Normal	14 mm	20 mm	15 mm	-	8 mm	M20x1.5	350 mm	160 mm	<250°C	600 bars	44 kg
HFFR			20 mm		12 mm	M25x1.5					







Options

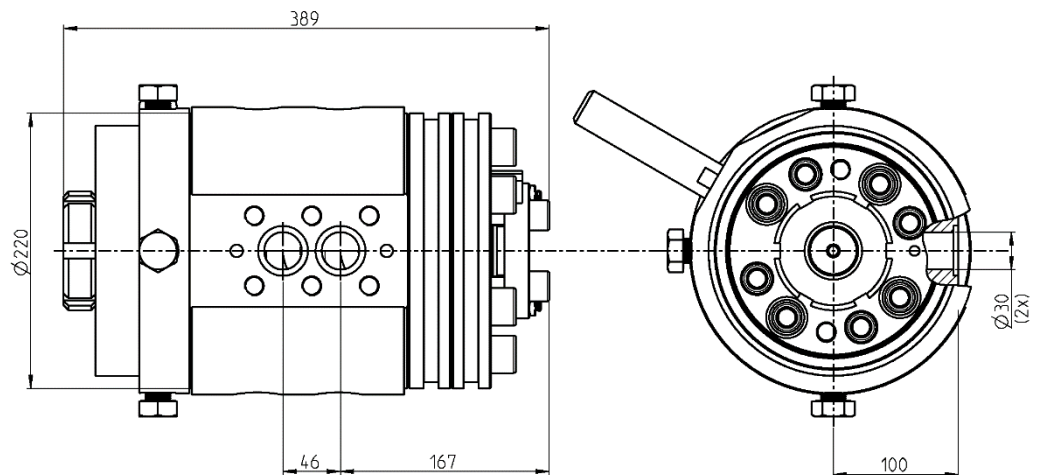


E25GN20

 Multi-layers	 Skin coloration
 Sectoral	 Single layer
 Fix/manual centring	 2 Heating zone(s)
 Die adjustment	 Tip adjustment
 Intermediate Die available	


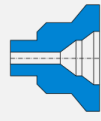
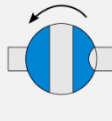
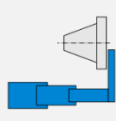

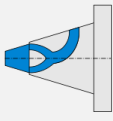



Power cable	
Data cable	
Special shaped	
Tube	
Multi-layer tube	
HV/MV cable	

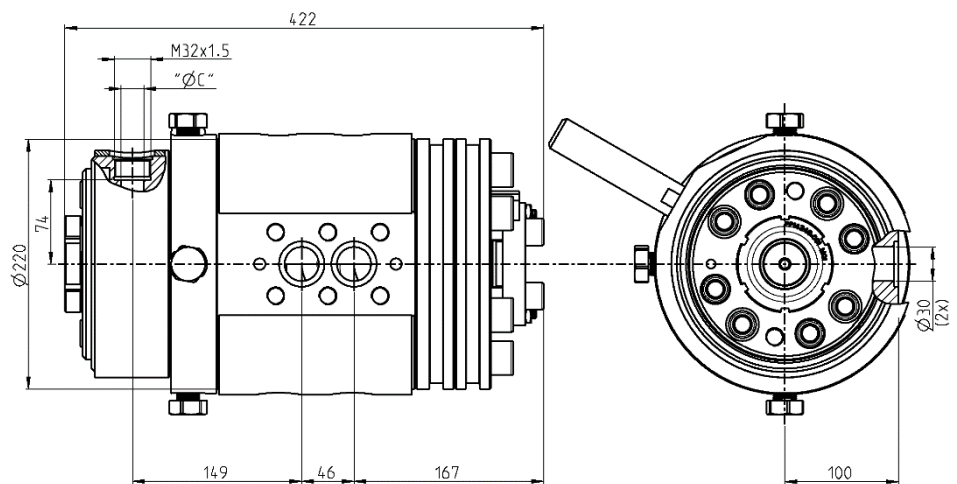


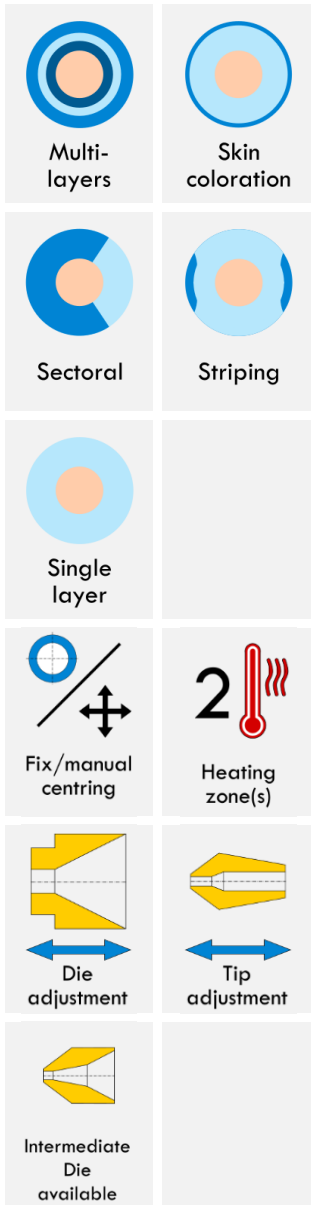


Version	Maximum opening of the Tip	Maximum opening of the Die	Main entry port / thread		Auxiliary entry port / thread		Total length	Crosshead diameter	Max. working temperature	Max. working pressure	Weight
			A	B	C	D					
-	25 mm	30 mm	30 mm	-	-	-	389 mm	220 mm	<250°C	500 bars	93 kg

Options

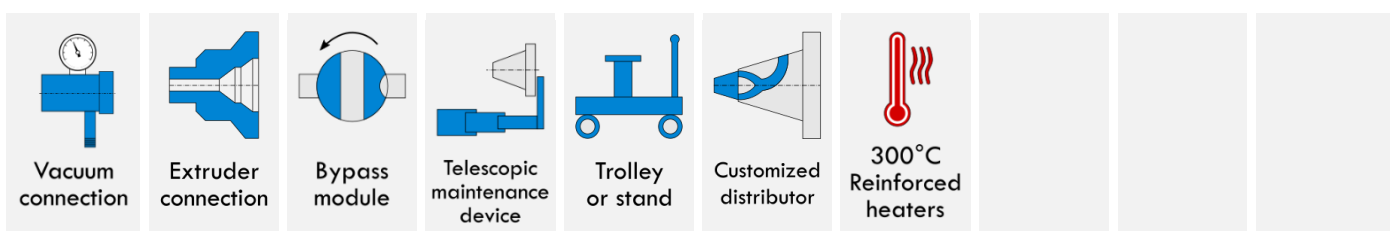
 Vacuum connection	 Extruder connection	 Bypass module	 Telescopic maintenance device	 Trolley or stand	 Customized distributor	 300°C Reinforced heaters			
--	--	--	--	---	---	--	--	--	--

E25GN21







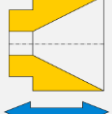
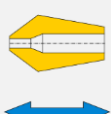




Version	Maximum opening of the Tip	Maximum opening of the Die	Main entry port / thread		Auxiliary entry port / thread		Total length	Crosshead diameter	Max. working temperature	Max. working pressure	Weight
			A	B	C	D					
Normal	25 mm	30 mm	30 mm	-	15 mm	M32x1.5	422 mm	220 mm	<250°C	500 bars	101 kg
HFFR					20 mm						







Options

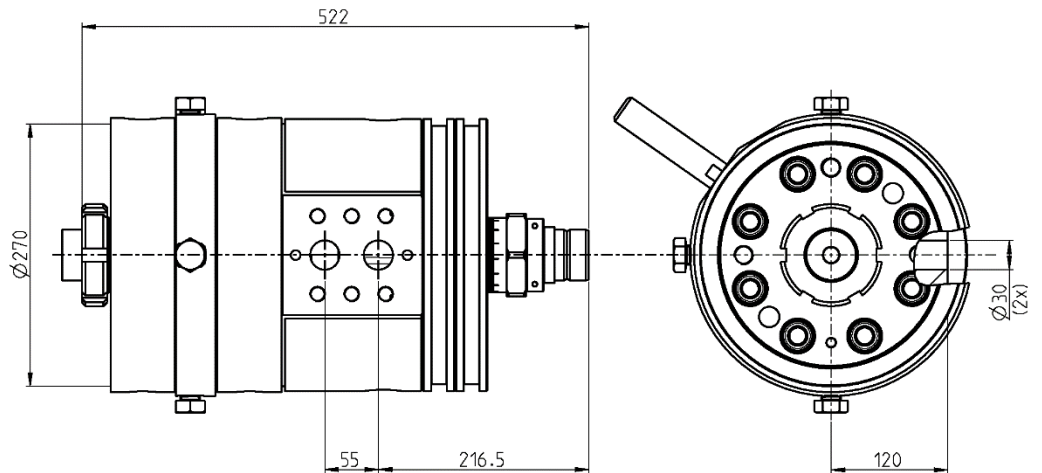


E35GN20

 Multi-layers	 Skin coloration
 Sectoral	 Single layer
 Fix/manual centring	 3 Heating zone(s)
 Die adjustment	 Tip adjustment
 Intermediate Die available	



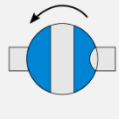
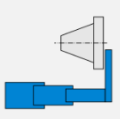

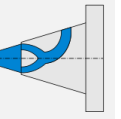



Power cable	
Data cable	
Special shaped	
Tube	
Multi-layer tube	
HV/MV cable	

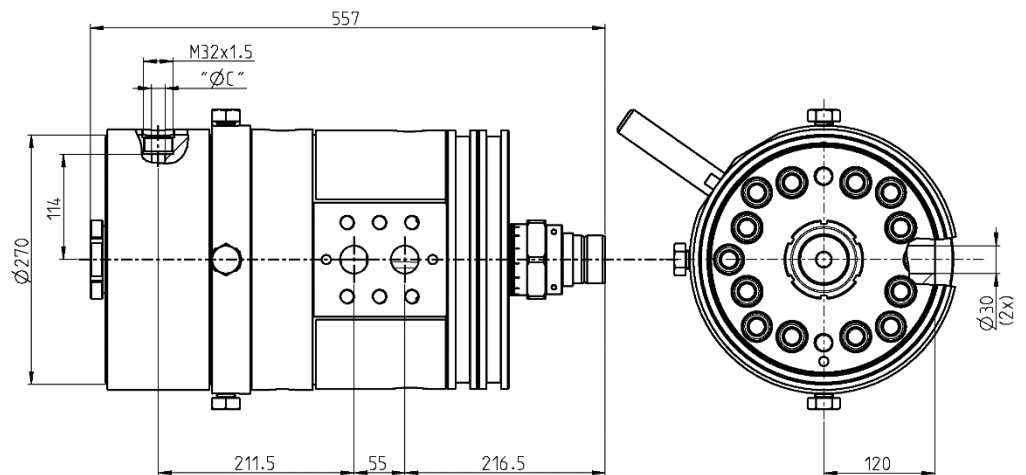


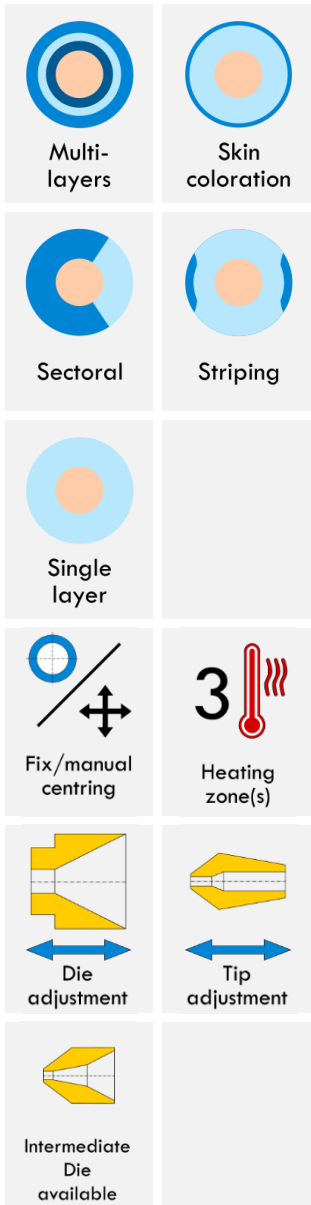


Version	Maximum opening of the Tip	Maximum opening of the Die	Main entry port / thread		Auxiliary entry port / thread		Total length	Crosshead diameter	Max. working temperature	Max. working pressure	Weight
			A	B	C	D					
-	35 mm	45 mm	30 mm	-	-	-	522 mm	270 mm	<250°C	500 bars	177 kg

Options

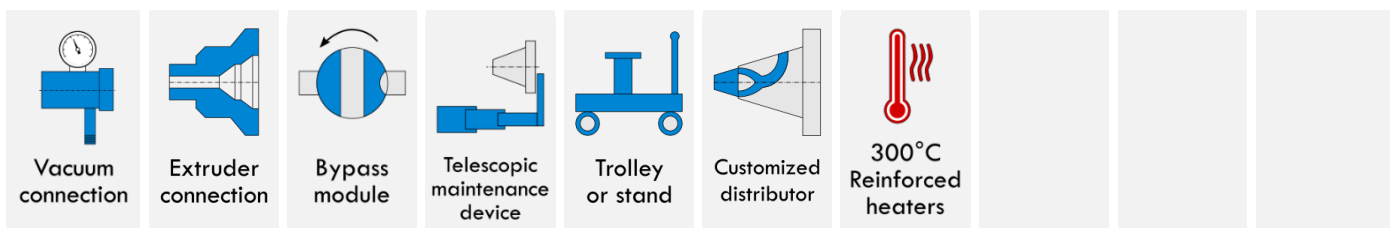
 Vacuum connection	 Extruder connection	 Bypass module	 Telescopic maintenance device	 Trolley or stand	 Customized distributor	 300°C Reinforced heaters				
--	--	--	--	---	---	--	--	--	--	--

E35GN21

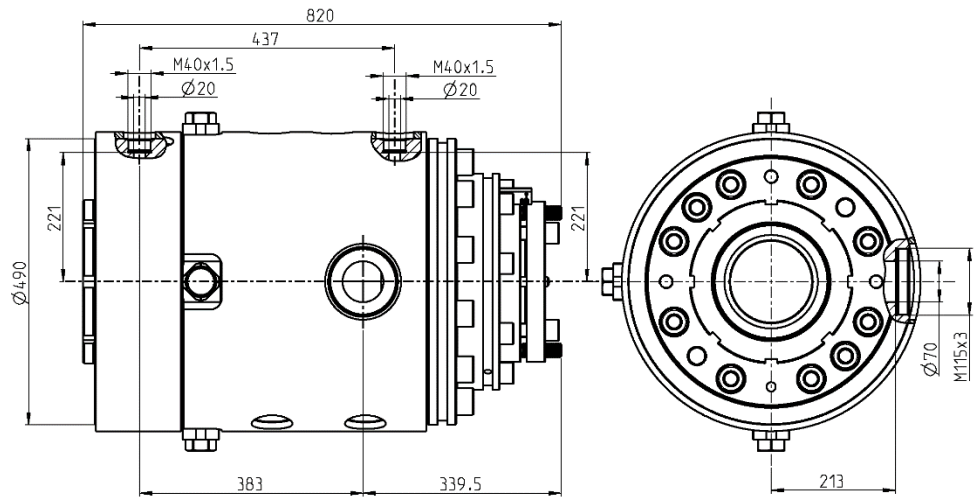


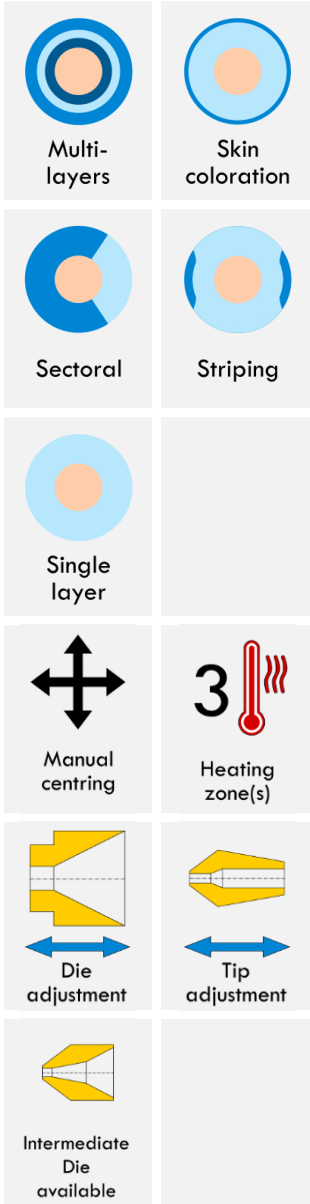


Version	Maximum opening of the Tip	Maximum opening of the Die	Main entry port / thread		Auxiliary entry port / thread		Total length	Crosshead diameter	Max. working temperature	Max. working pressure	Weight
			A	B	C	D					
Normal	35 mm	45 mm	30 mm	-	15 mm	M32x1.5	557 mm	270 mm	<250°C	500 bars	197 kg
HFFR					20 mm						

Options

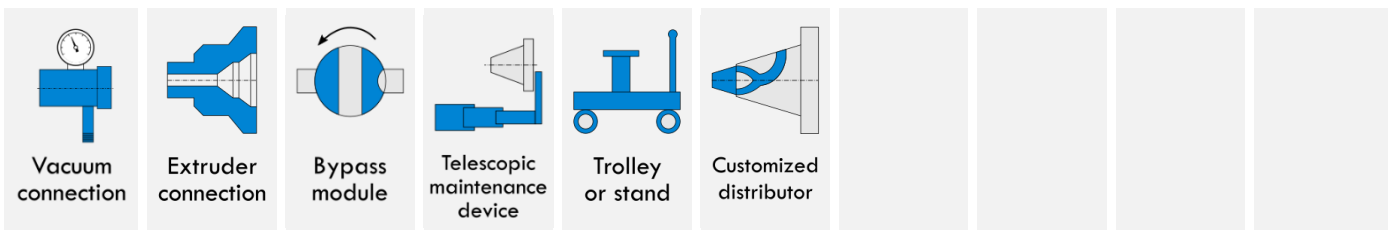


E140GN21

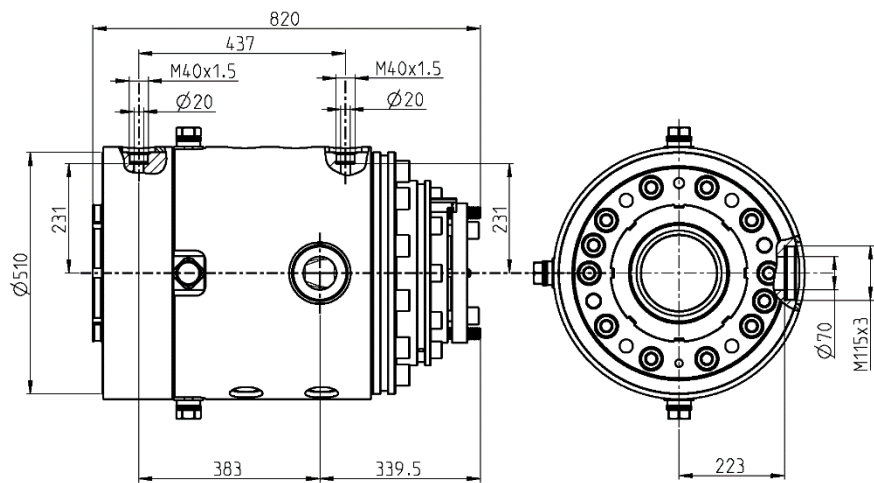


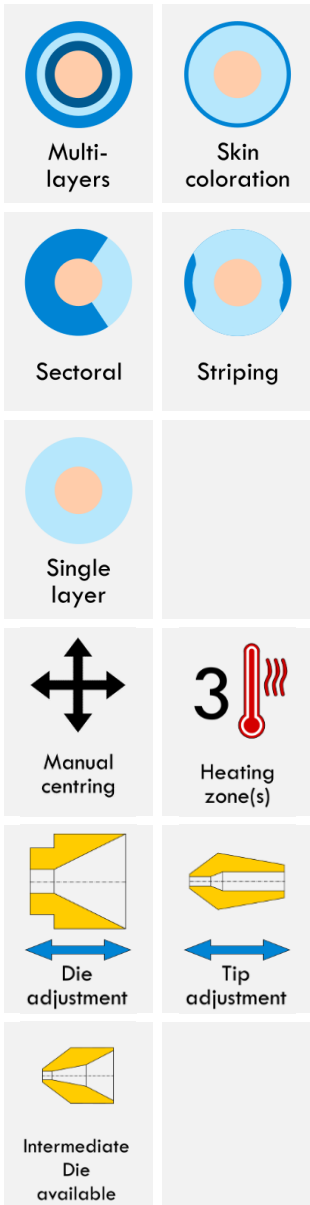


Version	Maximum opening of the Tip	Maximum opening of the Die	Main entry port / thread		Auxiliary entry port / thread		Total length	Crosshead diameter	Max. working temperature	Max. working pressure	Weight
			A	B	C	D					
-	140 mm	160 mm	70 mm	M115x3	20 mm	M40x1.5	820 mm	490 mm	<350°C	400 bars	885 kg

Options

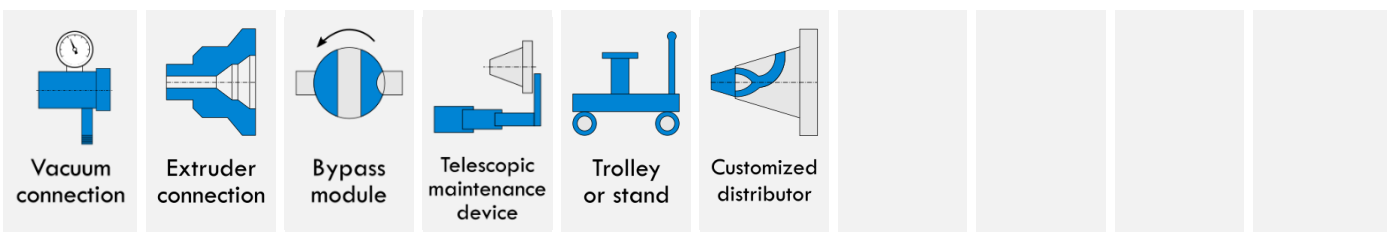


E160GN21






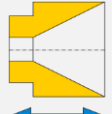
Version	Maximum opening of the Tip	Maximum opening of the Die	Main entry port / thread		Auxiliary entry port / thread		Total length	Crosshead diameter	Max. working temperature	Max. working pressure	Weight
			A	B	C	D					
-	160 mm	180 mm	70 mm	M115x3	20 mm	M40x1.5	820 mm	510 mm	<350°C	400 bars	940 kg


Options







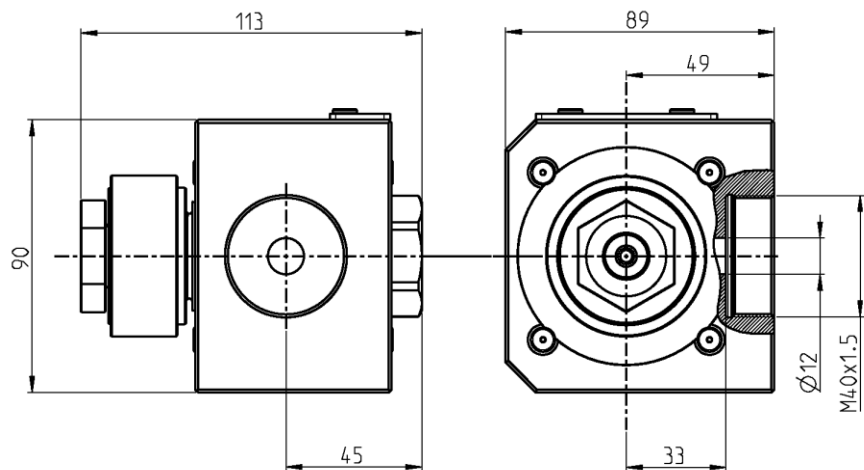
CARTRIDGE SERIES

E4K 4.1.0

 Single layer	
 Fix centring	 2 Heating zone(s)
 Die adjustment	







- Power cable 
- Data cable 
- Special shaped 
- Tube 




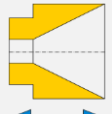



Version	Maximum opening of the Tip	Maximum opening of the Die	Main entry port / thread		Auxiliary entry port / thread		Total length	Crosshead diameter	Max. working temperature	Max. working pressure	Weight
			A	B	C	D					
-	7 mm	11 mm	12 mm	M40x1.5	-	-	113 mm	90 mm	<250°C	600 bars	4 kg





Options

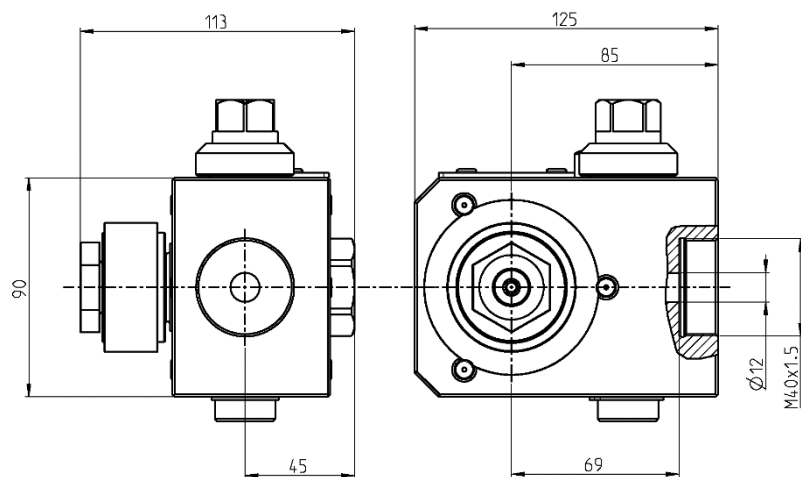
 Vacuum connection	 Extruder connection	 Trolley or stand	 300°C Reinforced heaters							
--	--	---	---	--	--	--	--	--	--	--

E4K 4.1.0 BYPASS

	
Single layer	
	
Fix centring	2 Heating zone(s)
	
Die adjustment	







Power cable	
Data cable	
Special shaped	
Tube	






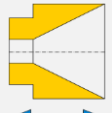




Version	Maximum opening of the Tip	Maximum opening of the Die	Main entry port / thread		Auxiliary entry port / thread		Total length	Crosshead diameter	Max. working temperature	Max. working pressure	Weight
			A	B	C	D					
-	7 mm	11 mm	12 mm	M40x1.5	-	-	113 mm	90 mm	<250°C	600 bars	6 kg





Options

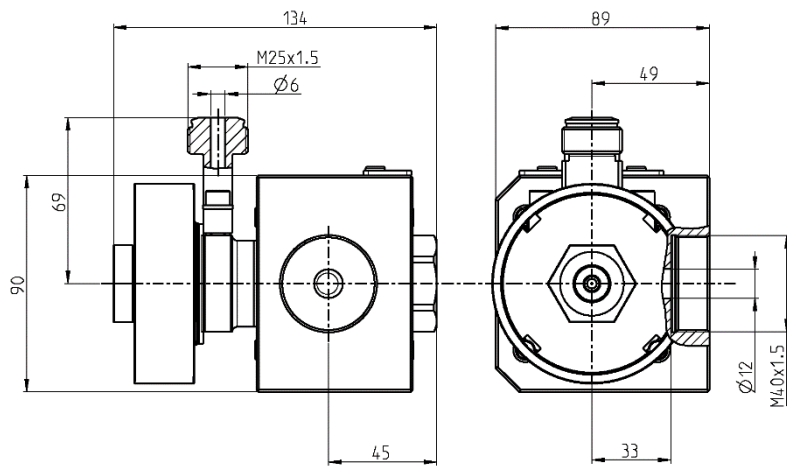
										
Vacuum connection	Extruder connection	Trolley or stand	300°C Reinforced heaters							

E4K 4.3.0

 Skin coloration	 Striping
 Single layer	
 Fix centring	 2 Heating zone(s)
 Die adjustment	
 Intermediate Die available	







- Power cable 
- Data cable 
- Special shaped 
- Tube 






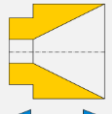


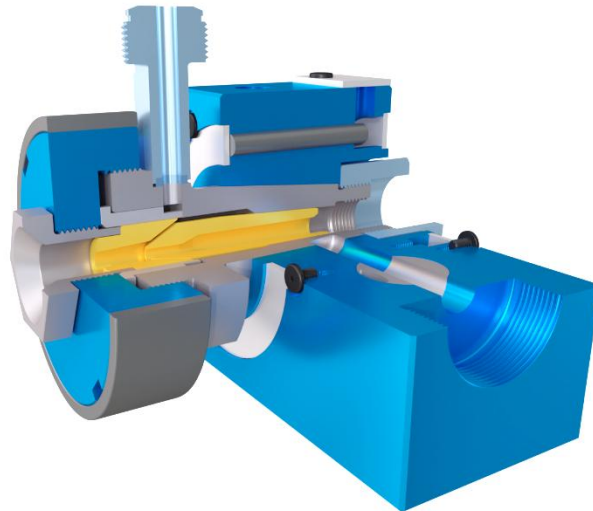
Version	Maximum opening of the Tip	Maximum opening of the Die	Main entry port / thread		Auxiliary entry port / thread		Total length	Crosshead diameter	Max. working temperature	Max. working pressure	Weight
			A	B	C	D					
-	7 mm	11 mm	12 mm	M40x1.5	6 mm	M25x1.5	134 mm	90 mm	<250°C	600 bars	5 kg





Options

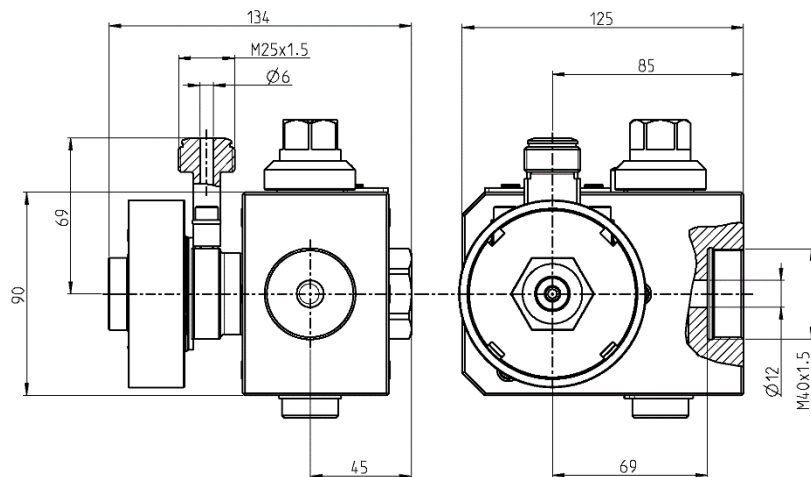
 Vacuum connection	 Extruder connection	 Trolley or stand	 300°C Reinforced heaters							
--	--	---	---	--	--	--	--	--	--	--

E4K 4.3.0 BYPASS

 Skin coloration	 Striping
 Single layer	
 Fix centring	 2 Heating zone(s)
 Die adjustment	







Power cable	
Data cable	
Special shaped	
Tube	




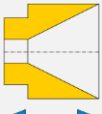



Version	Maximum opening of the Tip	Maximum opening of the Die	Main entry port / thread		Auxiliary entry port / thread		Total length	Crosshead diameter	Max. working temperature	Max. working pressure	Weight
			A	B	C	D					
-	7 mm	11 mm	12 mm	M40x1.5	6 mm	M25x1.5	134 mm	90 mm	<250°C	600 bars	7 kg





Options

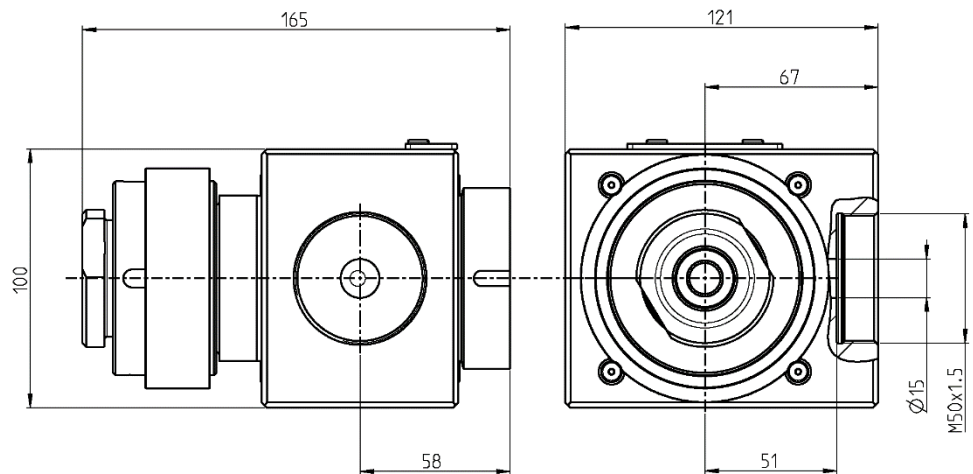
 Vacuum connection	 Extruder connection	 Trolley or stand	 300°C Reinforced heaters							
--	--	---	---	--	--	--	--	--	--	--

E12K 12.1.0

	
Single layer	
	
Fix centring	2 Heating zone(s)
	
Die adjustment	







- Power cable 
- Data cable 
- Special shaped 
- Tube 




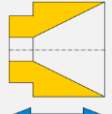



Version	Maximum opening of the Tip	Maximum opening of the Die	Main entry port / thread		Auxiliary entry port / thread		Total length	Crosshead diameter	Max. working temperature	Max. working pressure	Weight
			A	B	C	D					
-	14 mm	20 mm	15 mm	M50x1.5	-	-	165 mm	100 mm	<250°C	500 bars	7 kg





Options

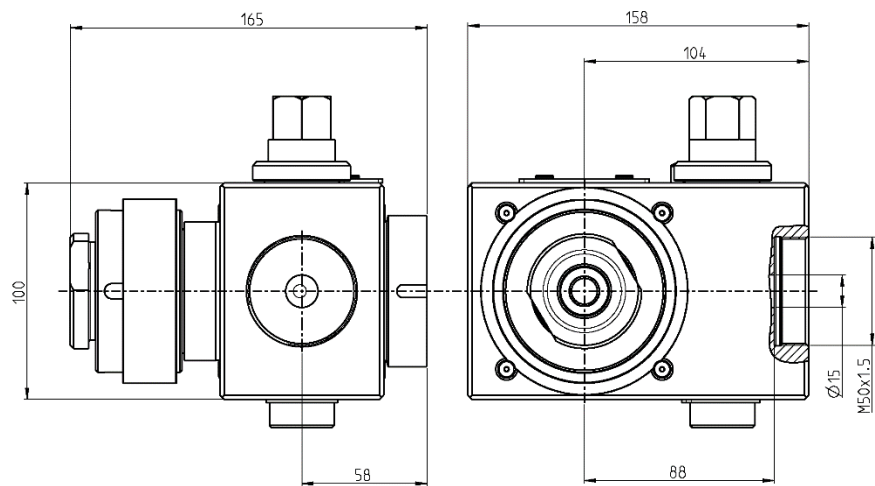
										
Vacuum connection	Extruder connection	Trolley or stand	300°C Reinforced heaters							

E12K 12.1.0 BYPASS

 Single layer	
 Fix centring	 2 Heating zone(s)
 Die adjustment	

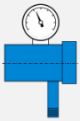





- Power cable 
- Data cable 
- Special shaped 
- Tube 






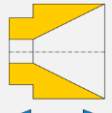



Version	Maximum opening of the Tip	Maximum opening of the Die	Main entry port / thread		Auxiliary entry port / thread		Total length	Crosshead diameter	Max. working temperature	Max. working pressure	Weight
			A	B	C	D					
-	14 mm	20 mm	15 mm	M50x1.5	-	-	165 mm	100 mm	<250°C	500 bars	11 kg





Options

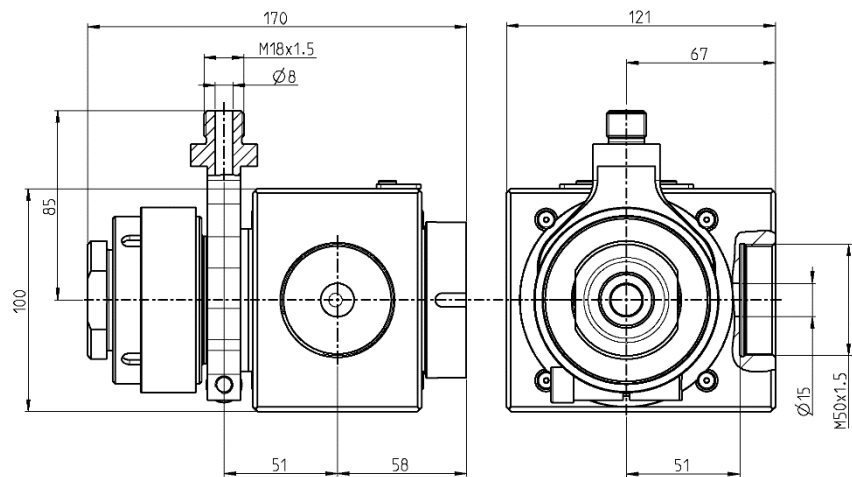
 Vacuum connection	 Extruder connection	 Trolley or stand	 300°C Reinforced heaters							
--	--	---	---	--	--	--	--	--	--	--

E12K 12.2.0

 Skin coloration	 Striping
 Single layer	
 Fix centring	 2 Heating zone(s)
 Die adjustment	







- Power cable 
- Data cable 
- Special shaped 
- Tube 






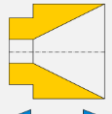



Version	Maximum opening of the Tip	Maximum opening of the Die	Main entry port / thread		Auxiliary entry port / thread		Total length	Crosshead diameter	Max. working temperature	Max. working pressure	Weight
			A	B	C	D					
-	14 mm	20 mm	15 mm	M50x1.5	8 mm	M18x1.5	170 mm	100 mm	<250°C	500 bars	9 kg





Options

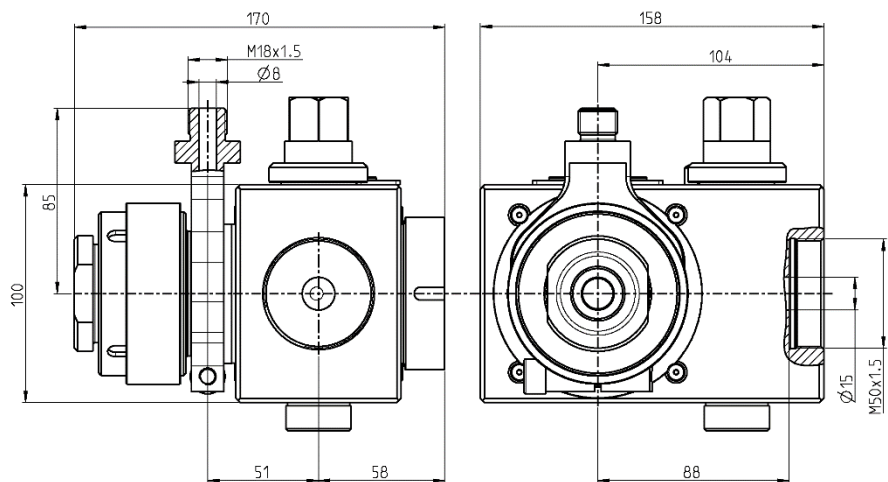
 Vacuum connection	 Extruder connection	 Trolley or stand	 300°C Reinforced heaters							
--	--	---	---	--	--	--	--	--	--	--

E12K 12.2.0 BYPASS

 Skin coloration	 Striping
 Single layer	
 Fix centring	 2 Heating zone(s)
 Die adjustment	







-  Power cable
-  Data cable
-  Special shaped
-  Tube







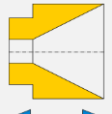




Version	Maximum opening of the Tip	Maximum opening of the Die	Main entry port / thread		Auxiliary entry port / thread		Total length	Crosshead diameter	Max. working temperature	Max. working pressure	Weight
			A	B	C	D					
-	14 mm	20 mm	15 mm	M50x1.5	8 mm	M18x1.5	170 mm	100 mm	<250°C	500 bars	11 kg





Options

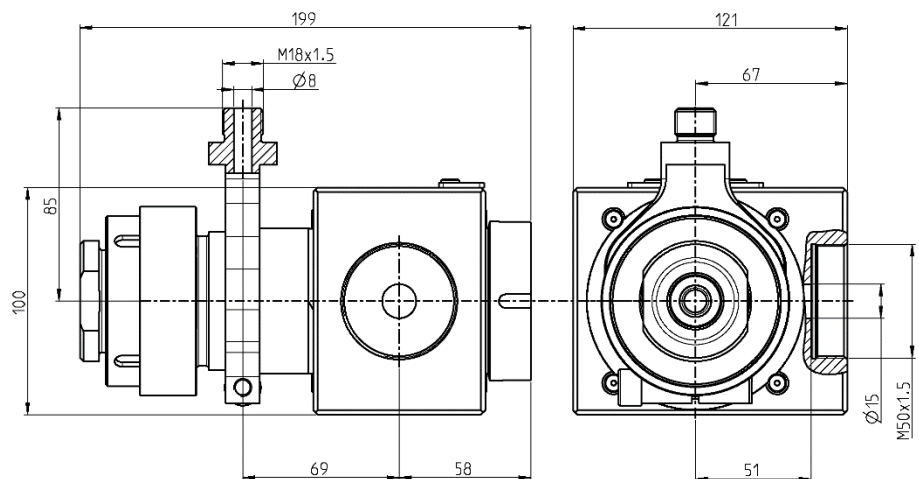
 Vacuum connection	 Extruder connection	 Trolley or stand	 300°C Reinforced heaters						
--	--	---	---	--	--	--	--	--	--

E12K 12.3.0

 Multi-layers	 Skin coloration
 Striping	 Single layer
 Fix centring	 2 Heating zone(s)
 Die adjustment	
 Intermediate Die available	







- Power cable 
- Data cable 
- Special shaped 
- Tube 







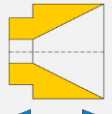




Version	Maximum opening of the Tip	Maximum opening of the Die	Main entry port / thread		Auxiliary entry port / thread		Total length	Crosshead diameter	Max. working temperature	Max. working pressure	Weight
			A	B	C	D					
-	14 mm	20 mm	15 mm	M50x1.5	8 mm	M18x1.5	199 mm	100 mm	<250°C	500 bars	10 kg





Options

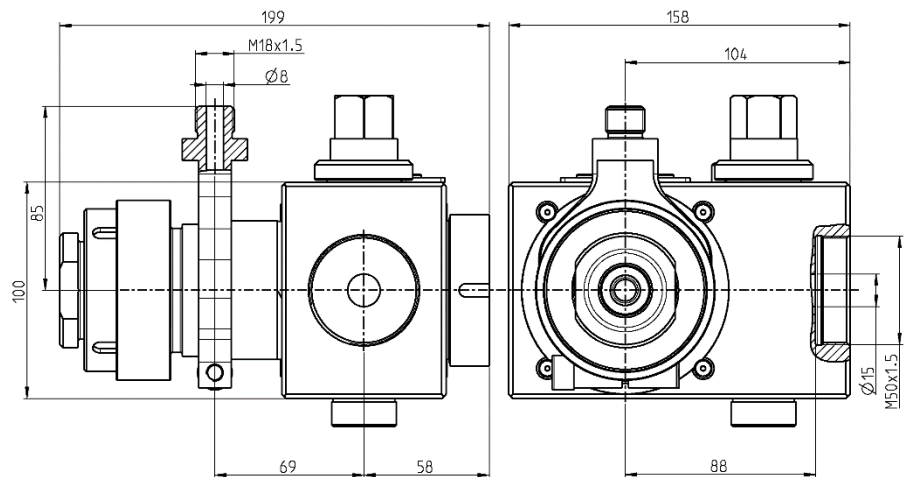
 Vacuum connection	 Extruder connection	 Trolley or stand	 300°C Reinforced heaters							
--	--	---	---	--	--	--	--	--	--	--

E12K 12.3.0 BYPASS

 Multi-layers	 Skin coloration
 Striping	 Single layer
 Fix centring	 2 Heating zone(s)
 Die adjustment	
 Intermediate Die available	







Power cable	
Data cable	
Special shaped	
Tube	






Version	Maximum opening of the Tip	Maximum opening of the Die	Main entry port / thread		Auxiliary entry port / thread		Total length	Crosshead diameter	Max. working temperature	Max. working pressure	Weight
			A	B	C	D					
-	14 mm	20 mm	15 mm	M50x1.5	8 mm	M18x1.5	199 mm	100 mm	<250°C	500 bars	12 kg

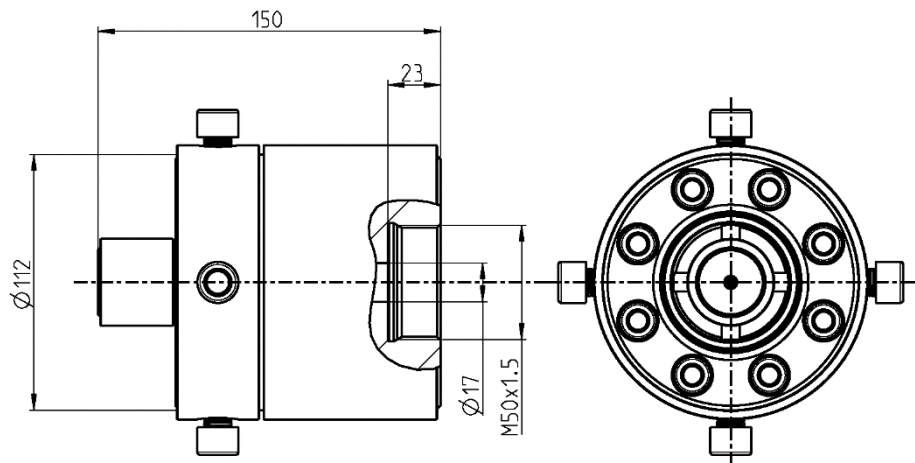

Options

 Vacuum connection	 Extruder connection	 Trolley or stand	 300°C Reinforced heaters							
--	--	---	---	--	--	--	--	--	--	--

IN-LINE SERIES



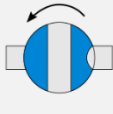


E16LN10

 Single layer	
 Manual centring	 2 Heating zone(s)



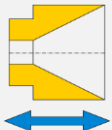


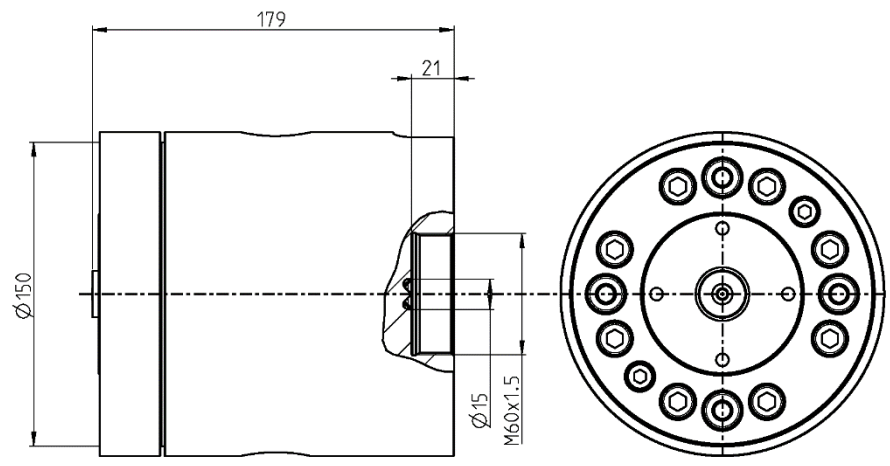

Version	Maximum opening of the Tip	Maximum opening of the Die	Main entry port / thread		Auxiliary entry port / thread		Total length	Crosshead diameter	Max. working temperature	Max. working pressure	Weight
			A	B	C	D					
-	-	16 mm	17 mm	M50x1.5	-	-	150 mm	112 mm	<250°C	400 bars	10 kg

Options

 Vacuum connection	 Extruder connection	 Bypass module	 Trolley or stand	 300°C Reinforced heaters						
--	--	--	---	---	--	--	--	--	--	--



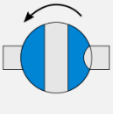


E20LN10

 Single layer	
FT Fine-tuning centring	2  Heating zone(s)
 Die adjustment	




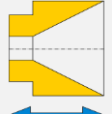


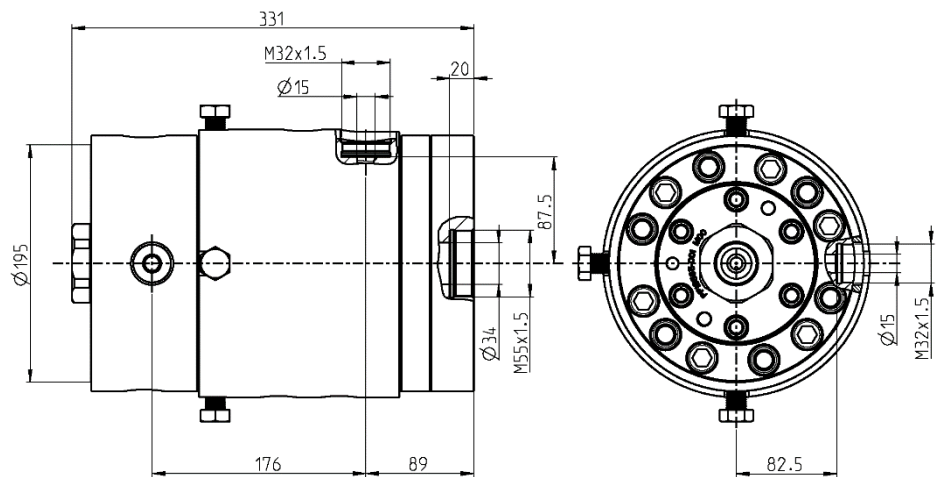


Version	Maximum opening of the Tip	Maximum opening of the Die	Main entry port / thread		Auxiliary entry port / thread		Total length	Crosshead diameter	Max. working temperature	Max. working pressure	Weight
			A	B	C	D					
-	-	20 mm	15 mm	M60x1.5	-	-	179 mm	150 mm	<250°C	400 bars	25 kg

Options

 Vacuum connection	 Extruder connection	 Bypass module	 Trolley or stand	 300°C Reinforced heaters						
--	--	--	---	---	--	--	--	--	--	--



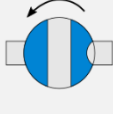


E20LN21

 Skin coloration	 Striping
 Single layer	
 Manual centring	 2 Heating zone(s)
 Die adjustment	






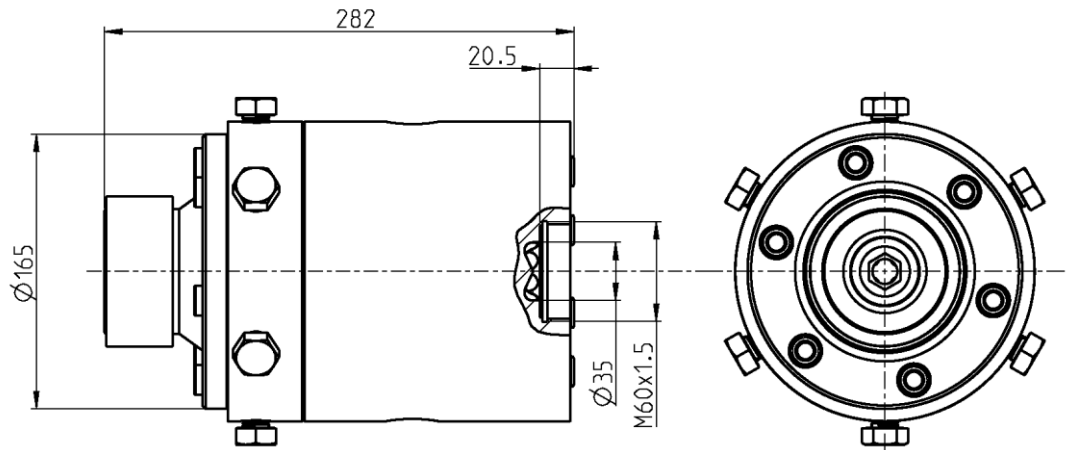

Version	Maximum opening of the Tip	Maximum opening of the Die	Main entry port / thread		Auxiliary entry port / thread		Total length	Crosshead diameter	Max. working temperature	Max. working pressure	Weight
			A	B	C	D					
-	-	20 mm	34 mm	M55x1.5	15 mm	M32x1.5	331 mm	195 mm	<250°C	500 bars	80 kg

Options

 Vacuum connection	 Extruder connection	 Bypass module	 Trolley or stand	 300°C Reinforced heaters						
--	--	--	---	---	--	--	--	--	--	--



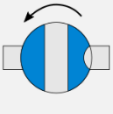


E50LN10

 Single layer	
 Manual centring	 3 Heating zone(s)






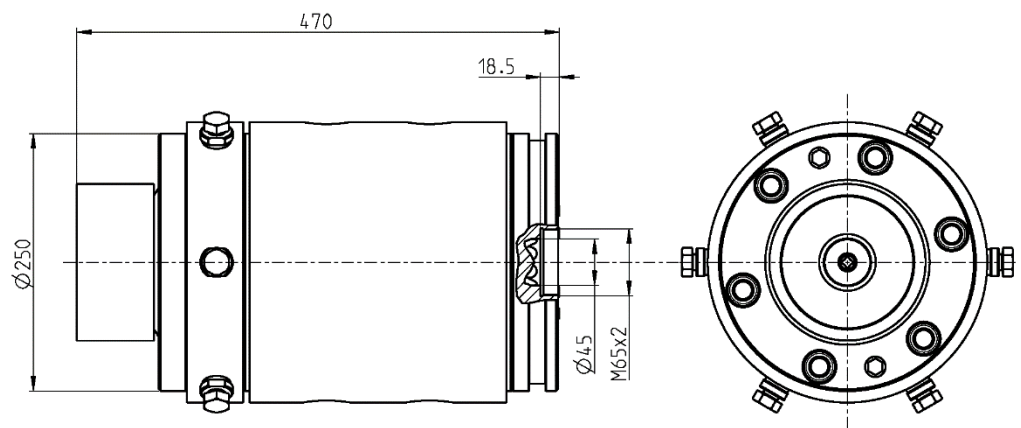

Version	Maximum opening of the Tip	Maximum opening of the Die	Main entry port / thread		Auxiliary entry port / thread		Total length	Crosshead diameter	Max. working temperature	Max. working pressure	Weight
			A	B	C	D					
-	-	50 mm	35 mm	M60x1.5	-	-	282 mm	165 mm	<250°C	400 bars	40 kg

Options

 Vacuum connection	 Extruder connection	 Bypass module	 Trolley or stand	 300°C Reinforced heaters						
--	--	--	---	---	--	--	--	--	--	--


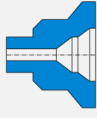
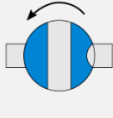


E100LN10

 Single layer	
 Manual centring	 4 Heating zone(s)






Version	Maximum opening of the Tip	Maximum opening of the Die	Main entry port / thread		Auxiliary entry port / thread		Total length	Crosshead diameter	Max. working temperature	Max. working pressure	Weight
			A	B	C	D					
-	-	100 mm	45 mm	M65x2	-	-	470 mm	250 mm	<250°C	400 bars	186 kg

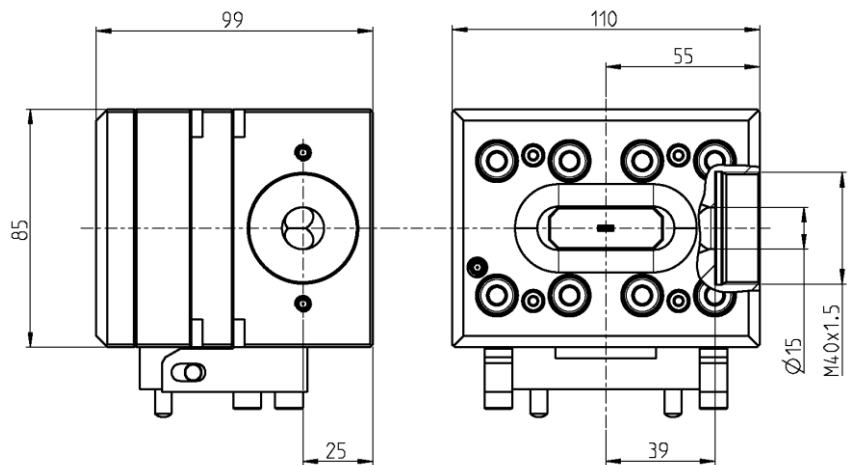


Options

 Vacuum connection	 Extruder connection	 Bypass module	 Trolley or stand	 300°C Reinforced heaters						
--	--	--	---	---	--	--	--	--	--	--

FLAT CALBE SERIES



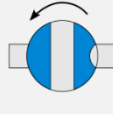

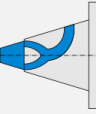
E20PN10

 Single layer	
 Fix centring	 2 Heating zone(s)








Version	Maximum opening of the Tip	Maximum opening of the Die	Main entry port / thread		Auxiliary entry port / thread		Total length	Crosshead diameter	Max. working temperature	Max. working pressure	Weight
			A	B	C	D					
-	20x5 mm	22x7 mm	15 mm	M40x1.5	-	-	99 mm	85 mm	<400°C	600 bars	7 kg

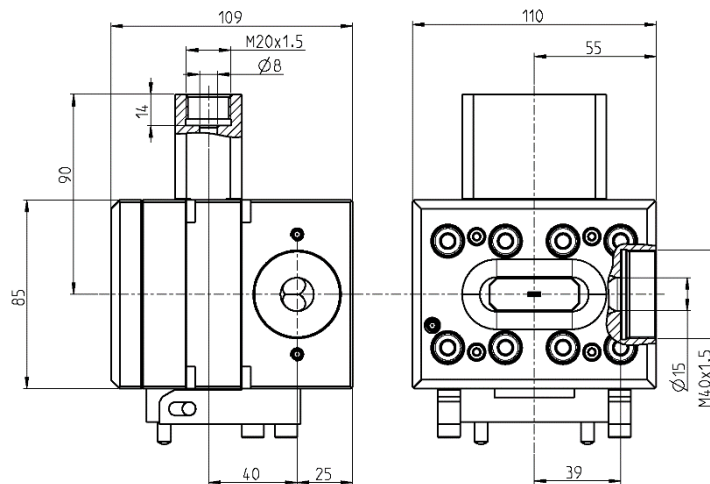

Options

 Vacuum connection	 Extruder connection	 Bypass module	 Trolley or stand	 Customized distributor					
--	--	--	---	---	--	--	--	--	--

E20PN11



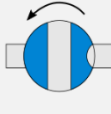

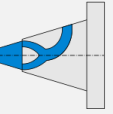


 Striping	 Single layer
 Fix centring	 2 Heating zone(s)






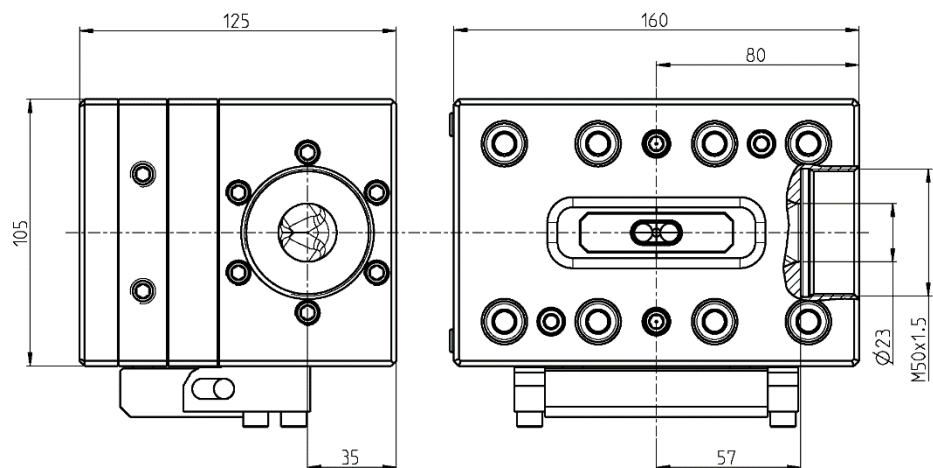


Version	Maximum opening of the Tip	Maximum opening of the Die	Main entry port / thread		Auxiliary entry port / thread		Total length	Crosshead diameter	Max. working temperature	Max. working pressure	Weight
			A	B	C	D					
-	20x5 mm	22x7 mm	15 mm	M40x1.5	8 mm	M20x1.5	109 mm	85 mm	<400°C	600 bars	8 kg

Options

 Vacuum connection	 Extruder connection	 Bypass module	 Trolley or stand	 Customized distributor						
--	--	--	---	---	--	--	--	--	--	--



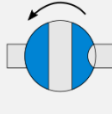

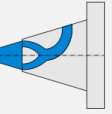
E50PN10

 Single layer	
 Fix centring	 2 Heating zone(s)







Version	Maximum opening of the Tip	Maximum opening of the Die	Main entry port / thread		Auxiliary entry port / thread		Total length	Crosshead diameter	Max. working temperature	Max. working pressure	Weight
			A	B	C	D					
-	50x5 mm	52x7 mm	23 mm	M50x1.5	-	-	125 mm	105 mm	<400°C	500 bars	15 kg

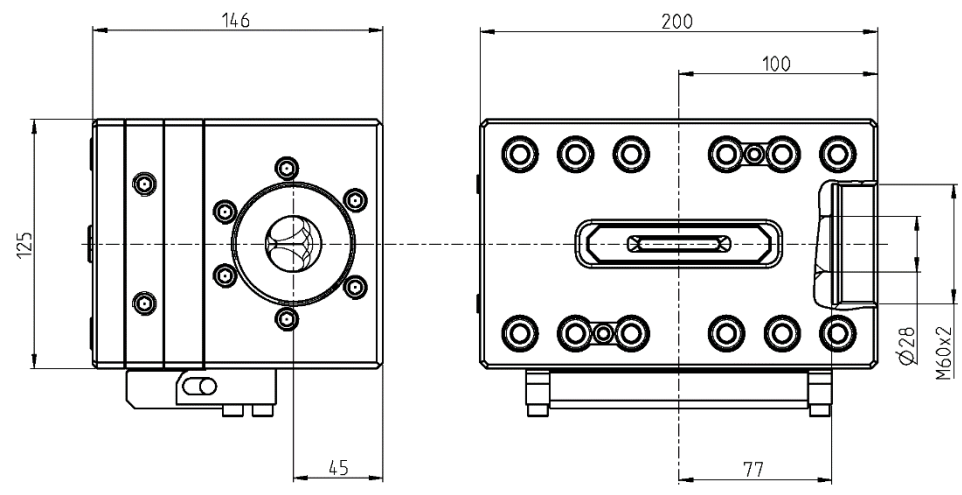

Options

 Vacuum connection	 Extruder connection	 Bypass module	 Trolley or stand	 Customized distributor						
--	--	--	---	---	--	--	--	--	--	--

E80PN10



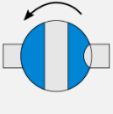



 Single layer	
 Fix centring	 2 Heating zone(s)




Version	Maximum opening of the Tip	Maximum opening of the Die	Main entry port / thread		Auxiliary entry port / thread		Total length	Crosshead diameter	Max. working temperature	Max. working pressure	Weight
			A	B	C	D					
-	80x8 mm	82x10 mm	28 mm	M60x2	-	-	146 mm	125 mm	<400°C	400 bars	26 kg

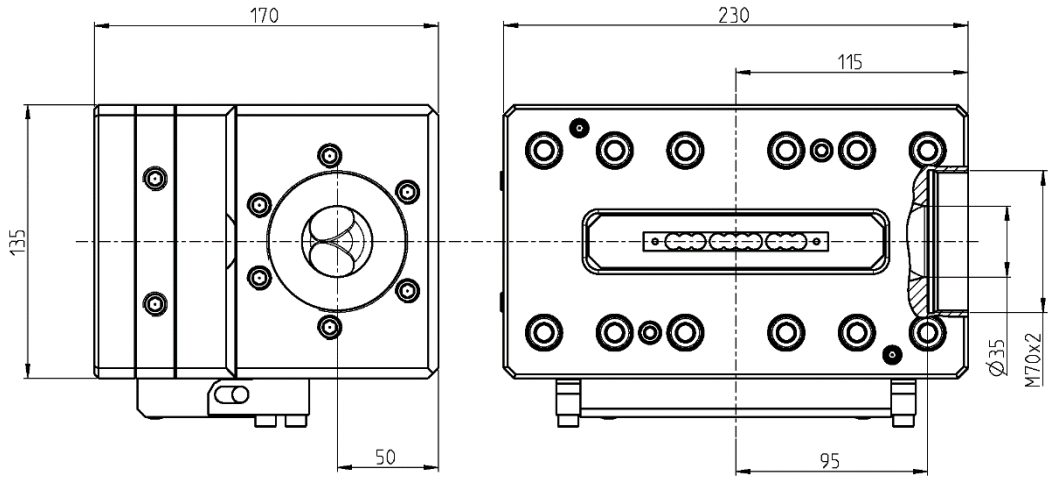

Options

 Vacuum connection	 Extruder connection	 Bypass module	 Trolley or stand	 Customized distributor						
--	--	--	---	---	--	--	--	--	--	--

E100PN10



Single layer	
Fix centring	2 Heating zone(s)




Version	Maximum opening of the Tip	Maximum opening of the Die	Main entry port / thread		Auxiliary entry port / thread		Total length	Crosshead diameter	Max. working temperature	Max. working pressure	Weight
			A	B	C	D					
-	100x9 mm	102x11 mm	35 mm	M70x2	-	-	170 mm	135 mm	<400°C	400 bars	38 kg

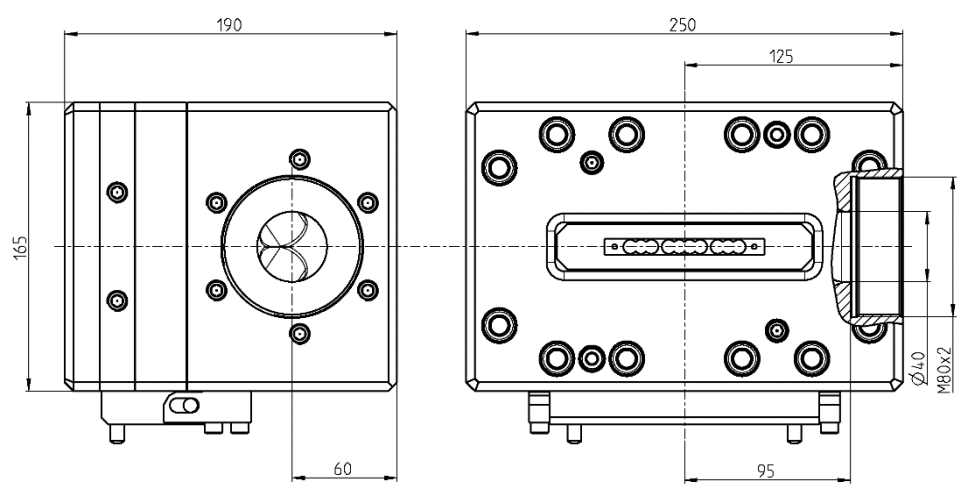

Options

Vacuum connection	Extruder connection	Bypass module	Trolley or stand	Customized distributor					

E120PN10



Single layer	
Fix centring	2 Heating zone(s)




Version	Maximum opening of the Tip	Maximum opening of the Die	Main entry port / thread		Auxiliary entry port / thread		Total length	Crosshead diameter	Max. working temperature	Max. working pressure	Weight
			A	B	C	D					
-	112x9 mm	120x13 mm	40 mm	M80x2	-	-	190 mm	165 mm	<400°C	400 bars	55 kg

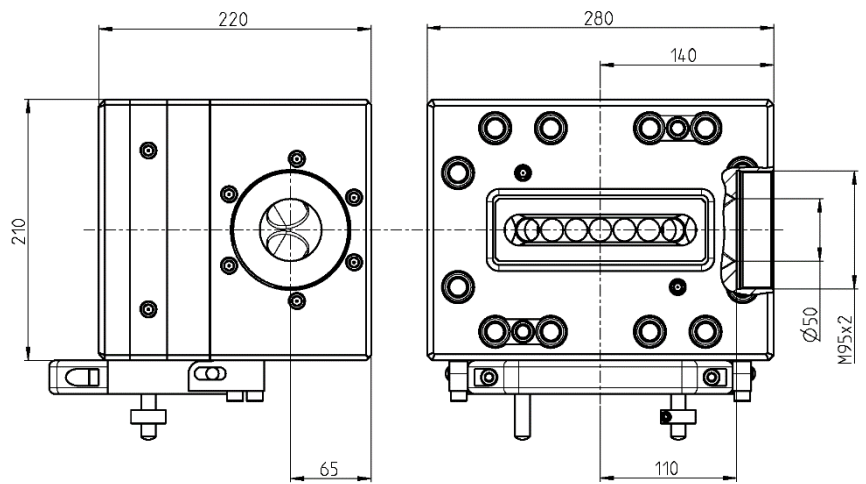

Options

Vacuum connection	Extruder connection	Bypass module	Trolley or stand	Customized distributor					

E150PN10



Single layer	
Fix centring	2 Heating zone(s)










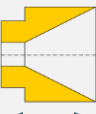


Version	Maximum opening of the Tip	Maximum opening of the Die	Main entry port / thread		Auxiliary entry port / thread		Total length	Crosshead diameter	Max. working temperature	Max. working pressure	Weight
			A	B	C	D					
-	140x15 mm	150x21 mm	50 mm	M95x2	-	-	220 mm	210 mm	<400°C	400 bars	118 kg


Options







Vacuum connection	Extruder connection	Bypass module	Trolley or stand	Customized distributor						

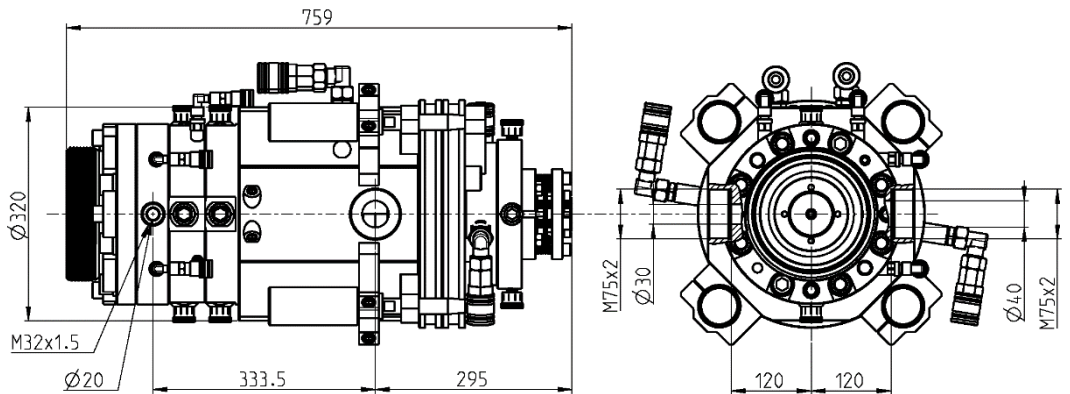
CV-LINE SERIES

E30GT21

 Multi-layers	 Skin coloration
 Striping	 Sectoral
 Single layer	
 Manual centring	 3 Liquid-regulated zone(s)
 Die adjustment	 Tip adjustment
 Intermediate Die available	



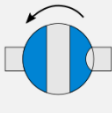
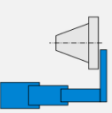

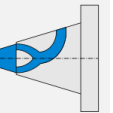


Power cable	
Data cable	
Special shaped	
Tube	
Multi-layer tube	
HV/MV cable	







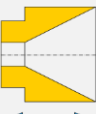





Version	Maximum opening of the Tip	Maximum opening of the Die	Main entry port / thread		Auxiliary entry port / thread		Total length	Crosshead diameter	Max. working temperature	Max. working pressure	Weight
			A	B	C	D					
-	30 mm	50 mm	40/30 mm	M75x2	20 mm	M32x1.5	759 mm	320 mm	<250°C	500 bars	365 kg







Options

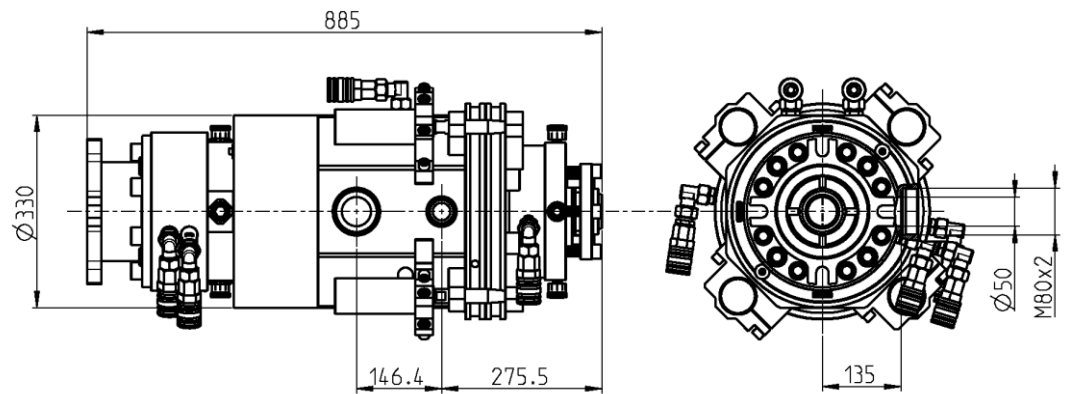
 Vacuum connection	 Extruder connection	 Bypass module	 Telescopic maintenance device	 Trolley or stand	 Customized distributor					
--	--	--	--	---	---	--	--	--	--	--

E50GT20

 Multi-layers	 Skin coloration
 Sectoral	 Single layer
 Manual centring	 3 Liquid-regulated zone(s)
 Die adjustment	 Tip adjustment
 Intermediate Die available	



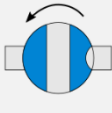
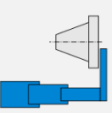

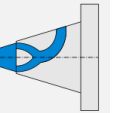


Power cable	
Data cable	
Special shaped	
Tube	
Multi-layer tube	
HV/MV cable	







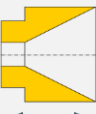





Version	Maximum opening of the Tip	Maximum opening of the Die	Main entry port / thread		Auxiliary entry port / thread		Total length	Crosshead diameter	Max. working temperature	Max. working pressure	Weight
			A	B	C	D					
-	50 mm	70 mm	50 mm	M80x2	30 mm	M50x1.5	885 mm	330 mm	<250°C	400 bars	405 kg







Options

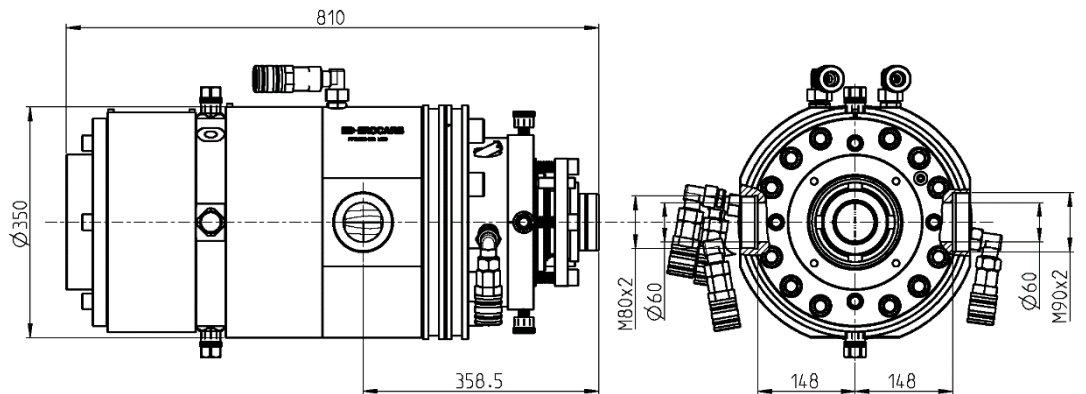
 Vacuum connection	 Extruder connection	 Bypass module	 Telescopic maintenance device	 Trolley or stand	 Customized distributor					
--	--	--	--	---	---	--	--	--	--	--

E75GT20

 Multi-layers	 Skin coloration
 Sectoral	 Single layer
 Manual centring	 3 Liquid-regulated zone(s)
 Die adjustment	 Tip adjustment
 Intermediate Die available	



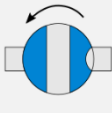
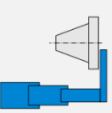

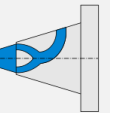


Power cable	
Data cable	
Special shaped	
Tube	
Multi-layer tube	
HV/MV cable	






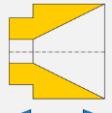
Version	Maximum opening of the Tip	Maximum opening of the Die	Main entry port / thread		Auxiliary entry port / thread		Total length	Crosshead diameter	Max. working temperature	Max. working pressure	Weight
			A	B	C	D					
-	75 mm	95 mm	60 mm	M90x2	60 mm	M80x2	810 mm	350 mm	<250°C	400 bars	410 kg

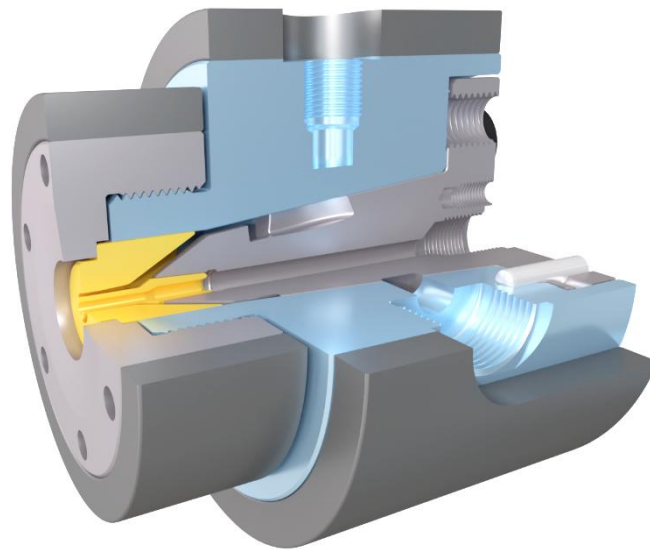
Options





 Vacuum connection	 Extruder connection	 Bypass module	 Telescopic maintenance device	 Trolley or stand	 Customized distributor					
--	--	--	--	---	---	--	--	--	--	--

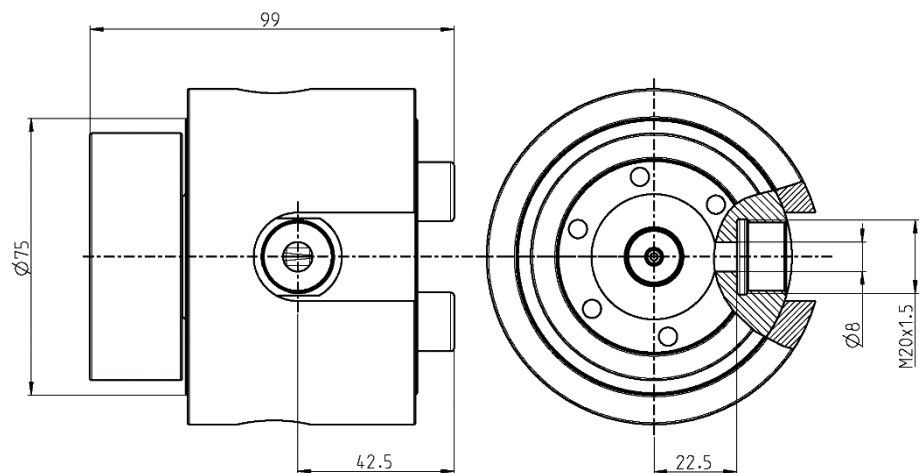
FLUOROPOLYMER SERIES

E3AF10 FIX

 Single layer	
 Fix centring	 2 Heating zone(s)
 Die adjustment	



- Power cable 
- Data cable 
- Special shaped 
- Tube 



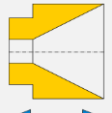


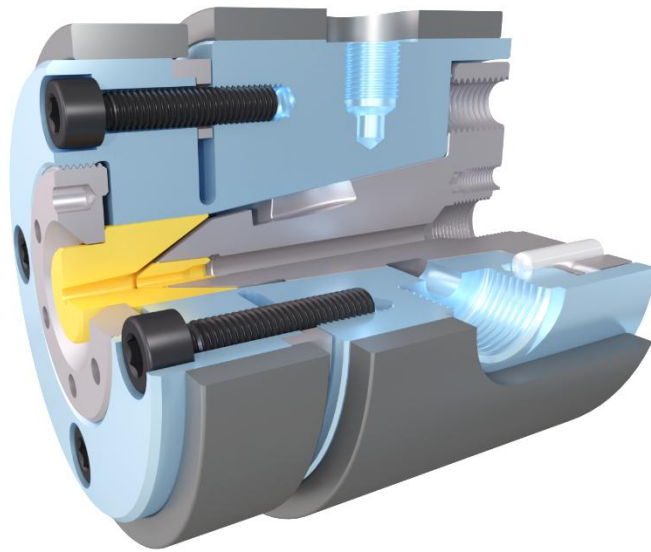
Version	Maximum opening of the Tip	Maximum opening of the Die	Main entry port / thread		Auxiliary entry port / thread		Total length	Crosshead diameter	Max. working temperature	Max. working pressure	Weight
			A	B	C	D					
-	2 mm	11 mm	8 mm	M20x1.5	-	-	99 mm	75 mm	<400°C	300 bars	3 kg





Options

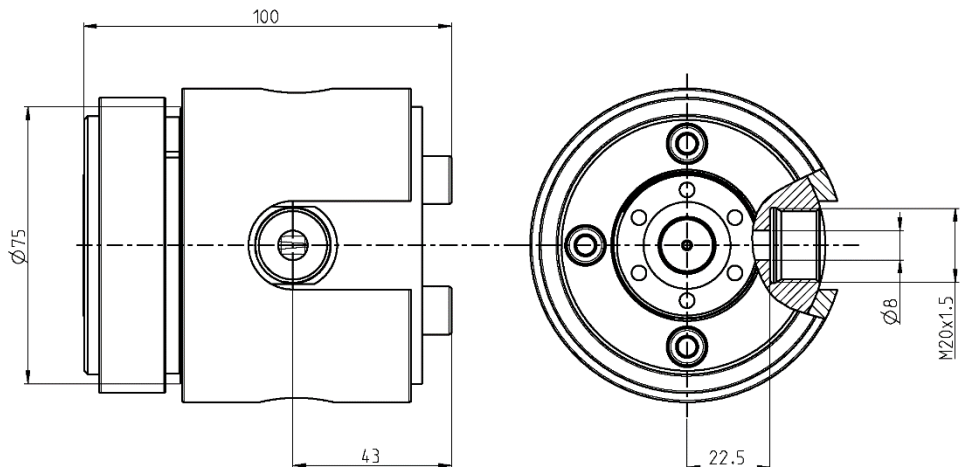
 Vacuum connection	 Extruder connection	 Bypass module	 Trolley or stand	 Customized distributor						
--	--	--	---	---	--	--	--	--	--	--

E3AF10 FT

 Single layer	
FT Fine-tuning centring	2  Heating zone(s)
 Die adjustment	




- Power cable 
- Data cable 
- Special shaped 
- Tube 




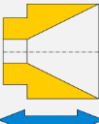


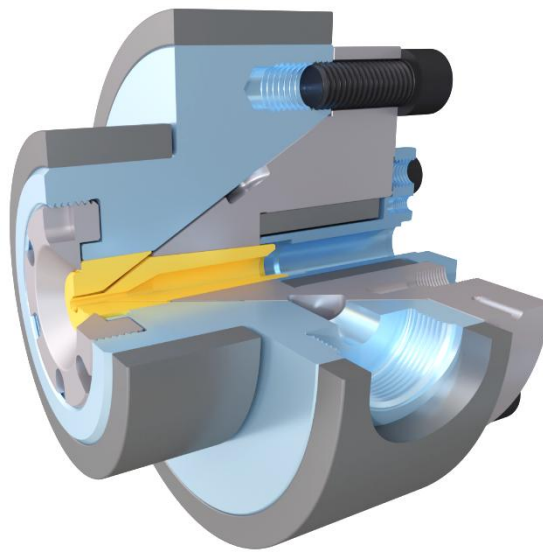
Version	Maximum opening of the Tip	Maximum opening of the Die	Main entry port / thread		Auxiliary entry port / thread		Total length	Crosshead diameter	Max. working temperature	Max. working pressure	Weight
			A	B	C	D					
-	2 mm	11 mm	8 mm	M20x1.5	-	-	100 mm	75 mm	<400°C	300 bars	3 kg





Options

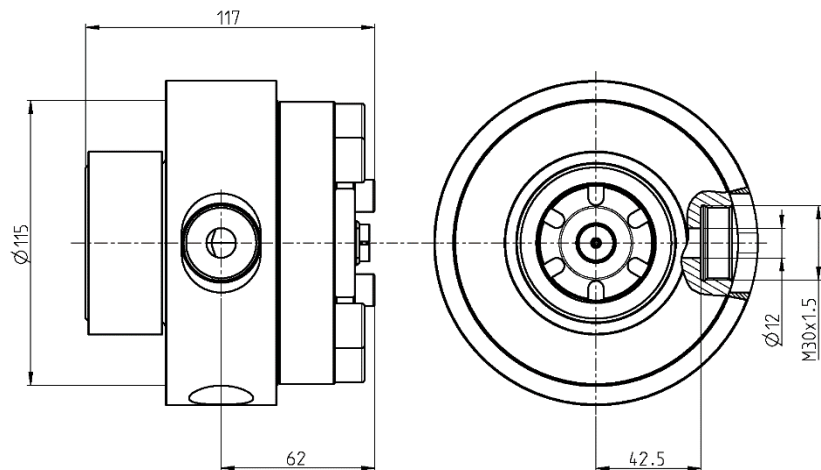
 Vacuum connection	 Extruder connection	 Bypass module	 Trolley or stand	 Customized distributor						
--	--	--	---	---	--	--	--	--	--	--

E4BF10 FIX

 Single layer	
 Fix centring	 3 Heating zone(s)
 Die adjustment	



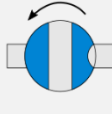
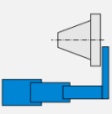

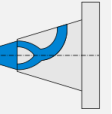


- Power cable 
- Data cable 
- Special shaped 
- Tube 



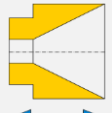



Version	Maximum opening of the Tip	Maximum opening of the Die	Main entry port / thread		Auxiliary entry port / thread		Total length	Crosshead diameter	Max. working temperature	Max. working pressure	Weight
			A	B	C	D					
-	7 mm	11 mm	12 mm	M30x1.5	-	-	117 mm	115 mm	<400°C	300 bars	7 kg





Options

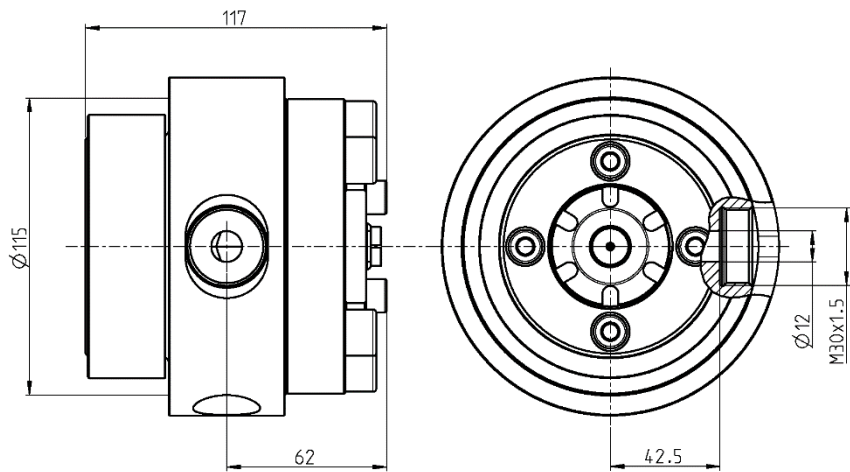
 Vacuum connection	 Extruder connection	 Bypass module	 Telescopic maintenance device	 Trolley or stand	 Customized distributor					
--	--	--	--	---	---	--	--	--	--	--

E4BF10 FT

 Single layer	
FT Fine-tuning centring	3  Heating zone(s)
 Die adjustment	



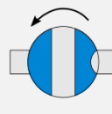
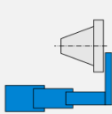

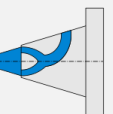


- Power cable 
- Data cable 
- Special shaped 
- Tube 






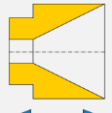


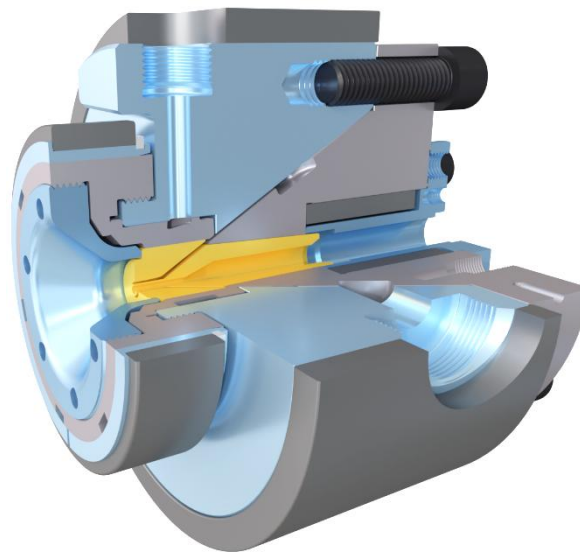
Version	Maximum opening of the Tip	Maximum opening of the Die	Main entry port / thread		Auxiliary entry port / thread		Total length	Crosshead diameter	Max. working temperature	Max. working pressure	Weight
			A	B	C	D					
-	7 mm	11 mm	12 mm	M30x1.5	-	-	117 mm	115 mm	<400°C	300 bars	8 kg





Options

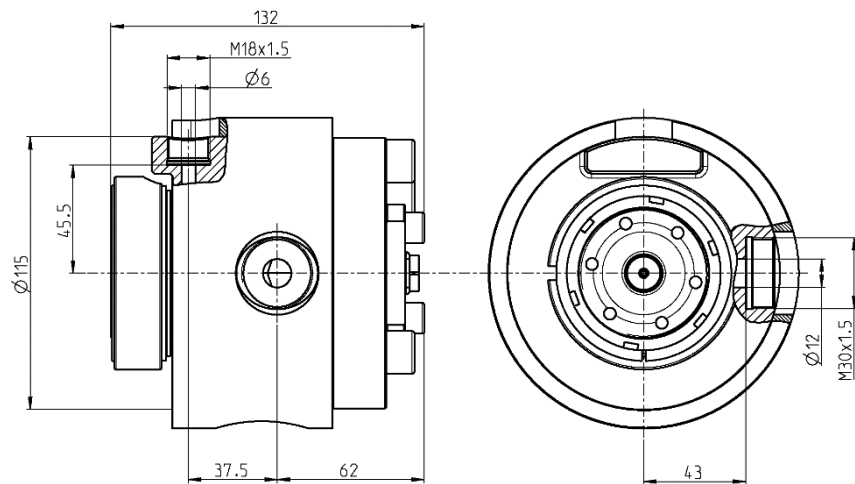
 Vacuum connection	 Extruder connection	 Bypass module	 Telescopic maintenance device	 Trolley or stand	 Customized distributor				
--	--	--	--	---	---	--	--	--	--

E4BF11

 Skin coloration	 Striping
 Single layer	
 Fix centring	 3 Heating zone(s)
 Die adjustment	



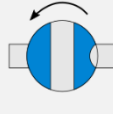
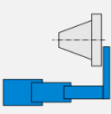

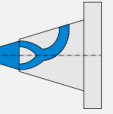


Power cable	
Data cable	
Special shaped	
Tube	





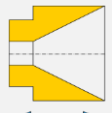



Version	Maximum opening of the Tip	Maximum opening of the Die	Main entry port / thread		Auxiliary entry port / thread		Total length	Crosshead diameter	Max. working temperature	Max. working pressure	Weight
			A	B	C	D					
-	7 mm	11 mm	12 mm	M30x1.5	6 mm	M18x1.5	132 mm	115 mm	<400°C	300 bars	9 kg






Options

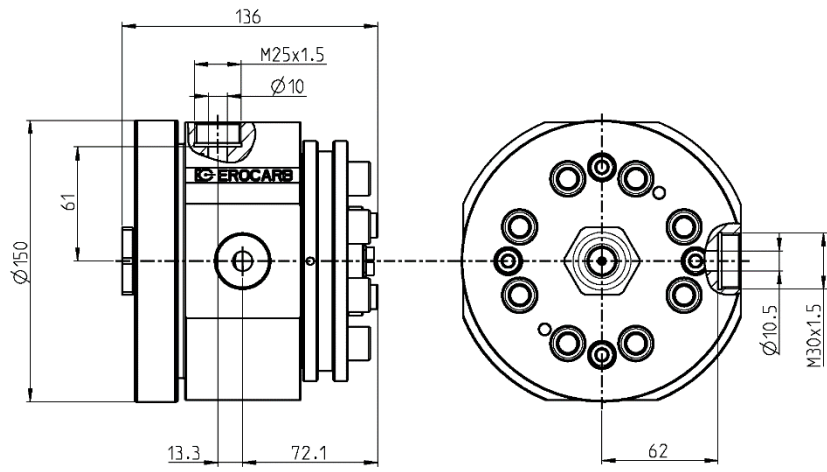
 Vacuum connection	 Extruder connection	 Bypass module	 Telescopic maintenance device	 Trolley or stand	 Customized distributor						
--	--	--	--	---	---	--	--	--	--	--	--

E4JF20

 Skin coloration	 Striping
 Single layer	
FT Fine-tuning centring	3  Heating zone(s)
 Die adjustment	


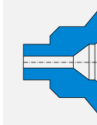
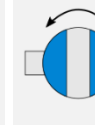

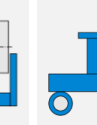
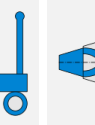


Power cable	
Data cable	
Special shaped	
Tube	
Foamed cable	






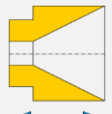



Version	Maximum opening of the Tip	Maximum opening of the Die	Main entry port / thread		Auxiliary entry port / thread		Total length	Crosshead diameter	Max. working temperature	Max. working pressure	Weight
			A	B	C	D					
-	7 mm	11 mm	10.5 mm	M30x1.5	10 mm	M25x1.5	136 mm	150 mm	<400°C	500 bars	14 kg






Options

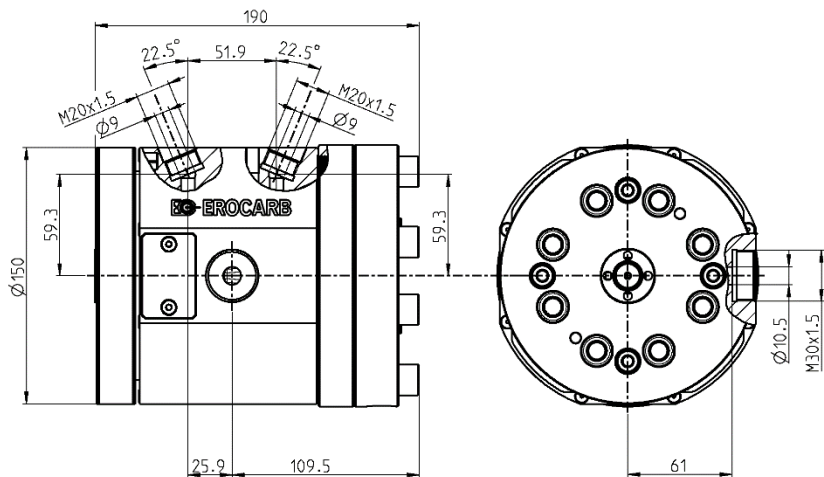
 Vacuum connection	 Extruder connection	 Bypass module	 Telescopic maintenance device	 Trolley or stand	 Customized distributor					
--	--	--	--	---	---	--	--	--	--	--

E4HF30

 SFS	 Skin coloration
 Striping	 Single layer
FT Fine-tuning centring	3  Heating zone(s)
 Die adjustment	


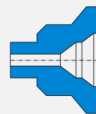
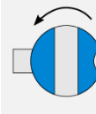

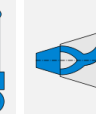


Power cable	
Data cable	
Special shaped	
Tube	
Foamed cable	






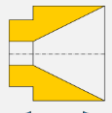



Version	Maximum opening of the Tip	Maximum opening of the Die	Main entry port / thread		Auxiliary entry port / thread		Total length	Crosshead diameter	Max. working temperature	Max. working pressure	Weight
			A	B	C	D					
-	7 mm	11 mm	10.5 mm	M30x1.5	9 mm	M20x1.5	190 mm	150 mm	<400°C	500 bars	24 kg






Options

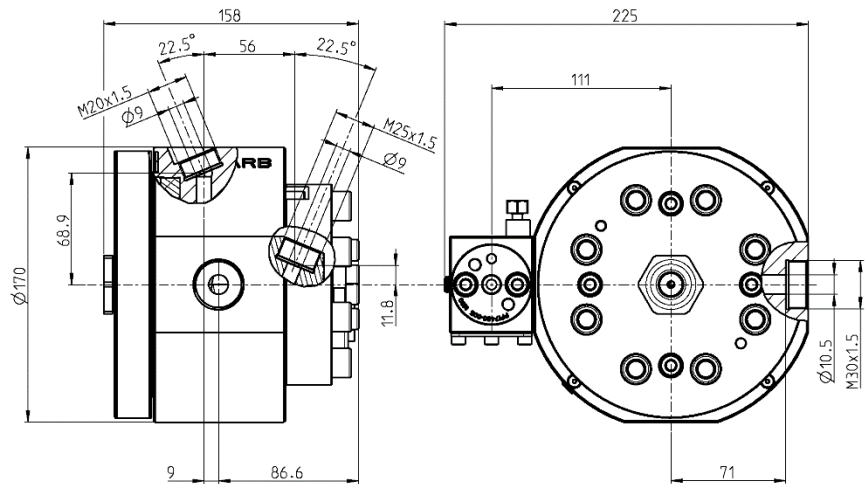
 Vacuum connection	 Extruder connection	 Bypass module	 Trolley or stand	 Customized distributor						
--	--	--	---	---	--	--	--	--	--	--

E4HF31

 SFS	 Skin coloration
 Striping	 Single layer
FT Fine-tuning centring	4  Heating zone(s)
 Die adjustment	

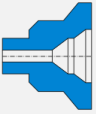
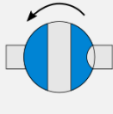

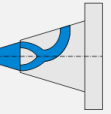


Power cable	
Data cable	
Special shaped	
Tube	
Foamed cable	




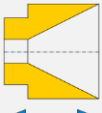


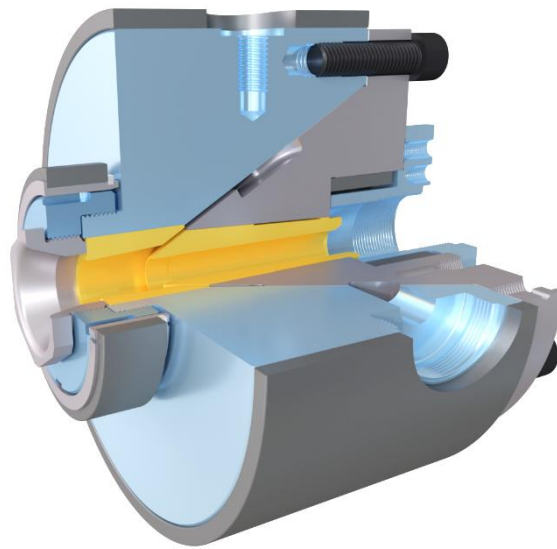
Version	Maximum opening of the Tip	Maximum opening of the Die	Main entry port / thread		Auxiliary entry port / thread		Total length	Crosshead diameter	Max. working temperature	Max. working pressure	Weight
			A	B	C	D					
	7 mm	11 mm	10.5 mm	M30x1.5	9 mm	M20x1.5	158 mm	170 mm	<400°C	500 bars	27 kg





Options

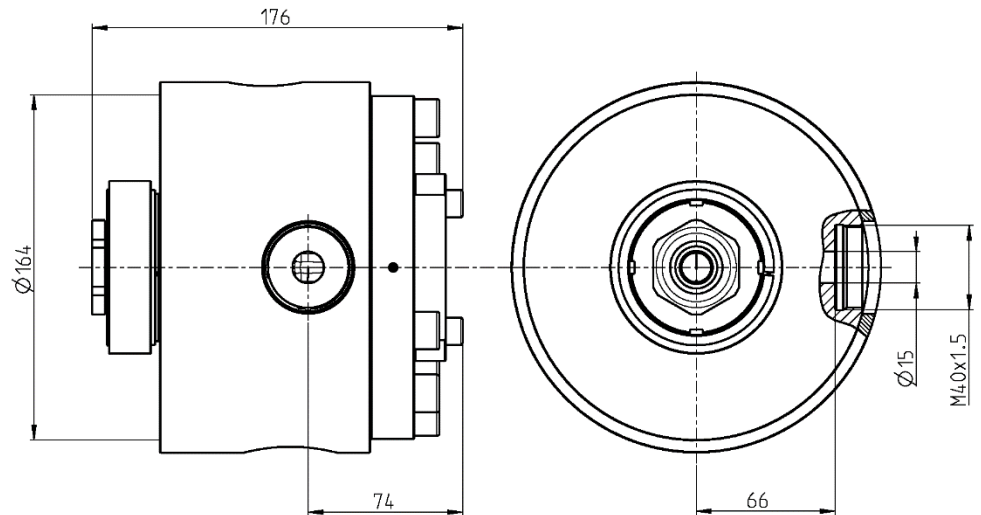
 Vacuum connection	 Extruder connection	 Bypass module	 Trolley or stand	 Customized distributor					
--	--	--	---	---	--	--	--	--	--

E12BF10

 Single layer	
 Fix centring	 3 Heating zone(s)
 Die adjustment	



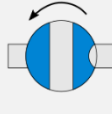
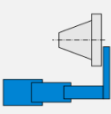

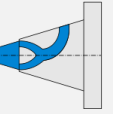


Power cable	
Data cable	
Special shaped	
Tube	






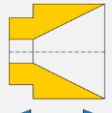



Version	Maximum opening of the Tip	Maximum opening of the Die	Main entry port / thread		Auxiliary entry port / thread		Total length	Crosshead diameter	Max. working temperature	Max. working pressure	Weight
			A	B	C	D					
-	14 mm	20 mm	15 mm	M40x1.5	-	-	176 mm	164 mm	<400°C	400 bars	22 kg





Options

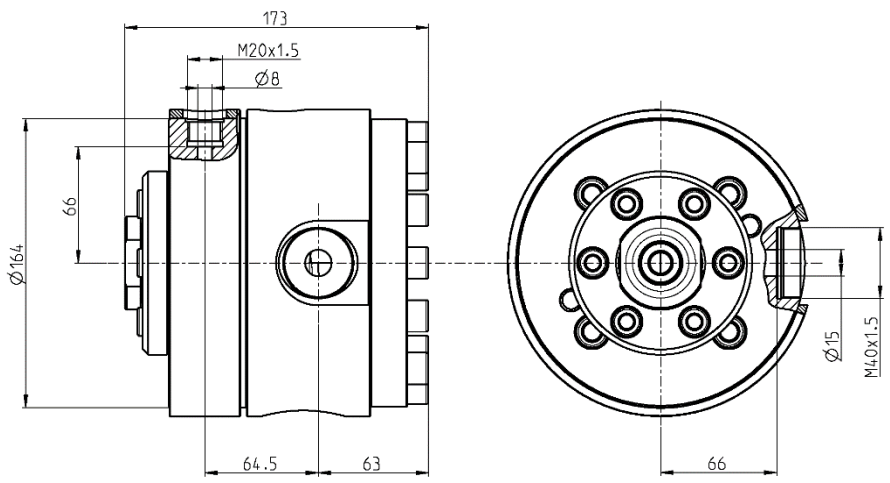
 Vacuum connection	 Extruder connection	 Bypass module	 Telescopic maintenance device	 Trolley or stand	 Customized distributor					
--	--	--	--	---	---	--	--	--	--	--

E12BF11

 Skin coloration	 Striping
 Single layer	
 Fix centring	 3 Heating zone(s)
 Die adjustment	


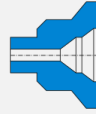
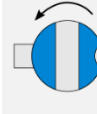
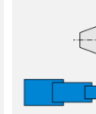

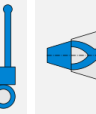


- Power cable 
- Data cable 
- Special shaped 
- Tube 






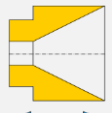



Version	Maximum opening of the Tip	Maximum opening of the Die	Main entry port / thread		Auxiliary entry port / thread		Total length	Crosshead diameter	Max. working temperature	Max. working pressure	Weight
			A	B	C	D					
-	14 mm	20 mm	15 mm	M40x1.5	8 mm	M20x1.5	173 mm	164 mm	<400°C	400 bars	24 kg






Options

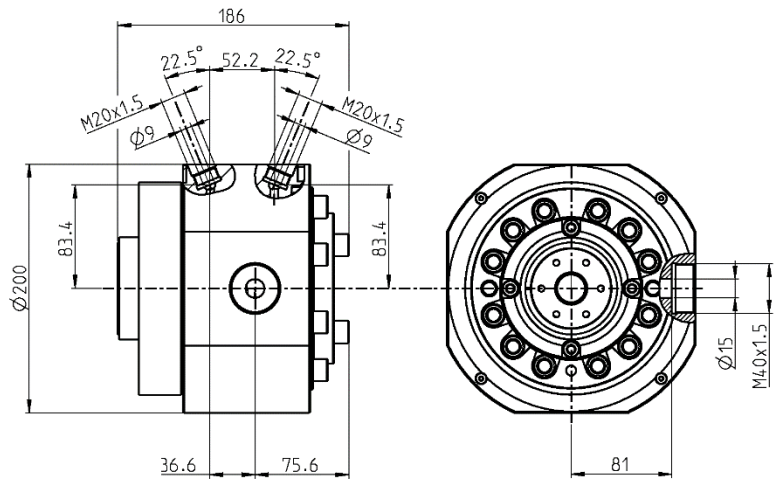
 Vacuum connection	 Extruder connection	 Bypass module	 Telescopic maintenance device	 Trolley or stand	 Customized distributor					
--	--	--	--	---	---	--	--	--	--	--

E12HF30

 SFS	 Skin coloration
 Striping	 Single layer
FT Fine-tuning centring	4  Heating zone(s)
 Die adjustment	



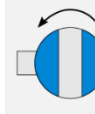

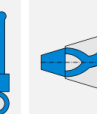


- Power cable 
- Data cable 
- Special shaped 
- Tube 
- Foamed cable 




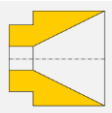


Version	Maximum opening of the Tip	Maximum opening of the Die	Main entry port / thread		Auxiliary entry port / thread		Total length	Crosshead diameter	Max. working temperature	Max. working pressure	Weight
			A	B	C	D					
-	14 mm	20 mm	15 mm	M40x1.5	9 mm	M20x1.5	186 mm	200 mm	<400°C	400 bars	34 kg





Options

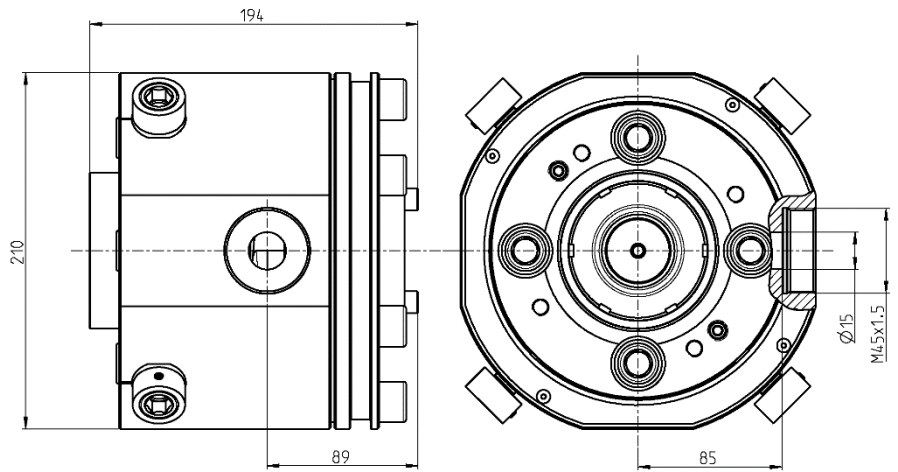
 Vacuum connection	 Extruder connection	 Bypass module	 Trolley or stand	 Customized distributor						
--	--	--	---	---	--	--	--	--	--	--

E25BF10

 Single layer	
 Fix/manual centring	 3 Heating zone(s)
 Die adjustment	



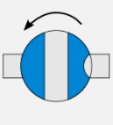
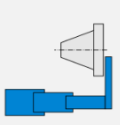

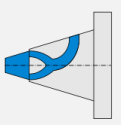


-  Power cable
-  Data cable
-  Special shaped
-  Tube




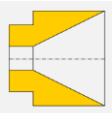



Version	Maximum opening of the Tip	Maximum opening of the Die	Main entry port / thread		Auxiliary entry port / thread		Total length	Crosshead diameter	Max. working temperature	Max. working pressure	Weight
			A	B	C	D					
	25 mm	35 mm	15 mm	M45x1.5	-	-	194 mm	210 mm	<400°C	400 bars	41 kg





Options

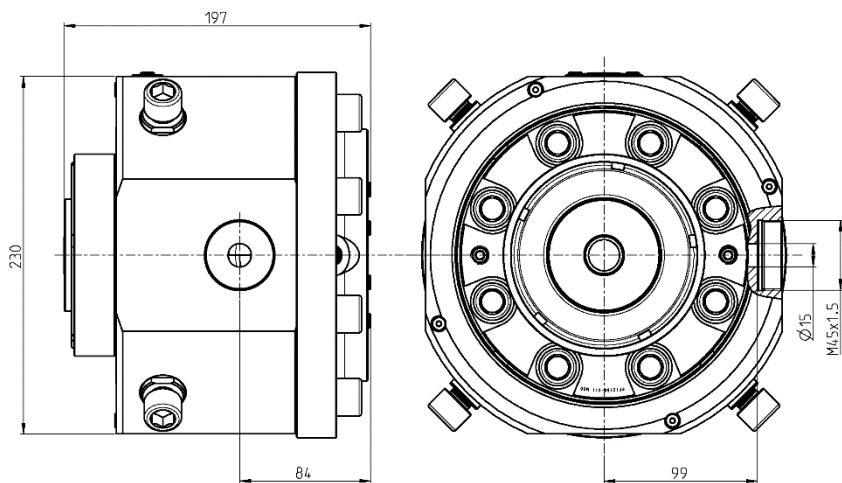
 Vacuum connection	 Extruder connection	 Bypass module	 Telescopic maintenance device	 Trolley or stand	 Customized distributor					
--	--	--	--	---	---	--	--	--	--	--

E45BF10

 Single layer	
 Fix/manual centring	 3 Heating zone(s)
 Die adjustment	


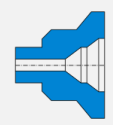
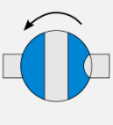
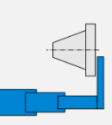

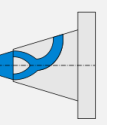


-  Power cable
-  Data cable
-  Special shaped
-  Tube






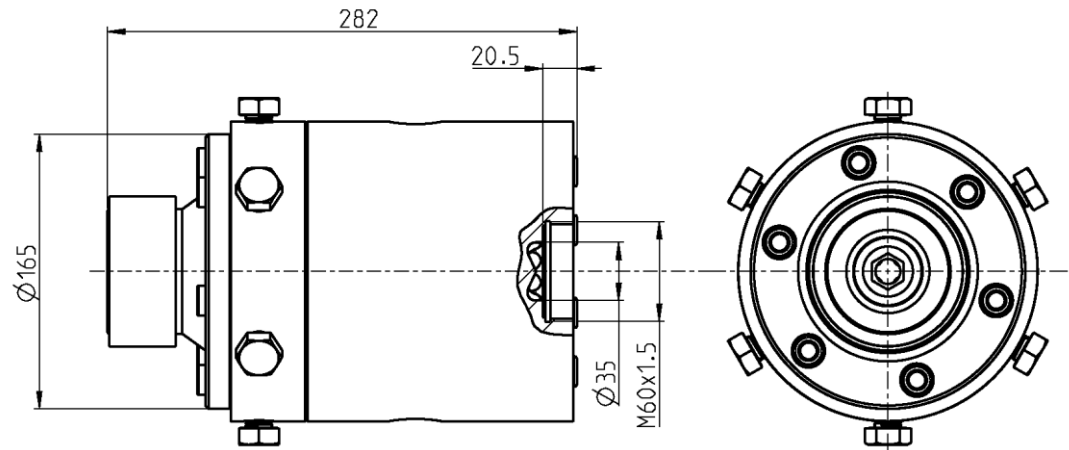

Version	Maximum opening of the Tip	Maximum opening of the Die	Main entry port / thread		Auxiliary entry port / thread		Total length	Crosshead diameter	Max. working temperature	Max. working pressure	Weight
			A	B	C	D					
	45 mm	60 mm	15 mm	M45x1.5	-	-	197 mm	230 mm	<400°C	300 bars	50 kg

Options

 Vacuum connection	 Extruder connection	 Bypass module	 Telescopic maintenance device	 Trolley or stand	 Customized distributor					
--	--	--	--	---	---	--	--	--	--	--



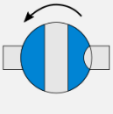

E50LF10

	
Single layer	
	
Manual centring	3 Heating zone(s)




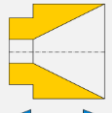



Version	Maximum opening of the Tip	Maximum opening of the Die	Main entry port / thread		Auxiliary entry port / thread		Total length	Crosshead diameter	Max. working temperature	Max. working pressure	Weight
			A	B	C	D					
-	-	50 mm	35 mm	M60x1.5	-	-	282 mm	165 mm	<400°C	400 bars	40 kg





Options

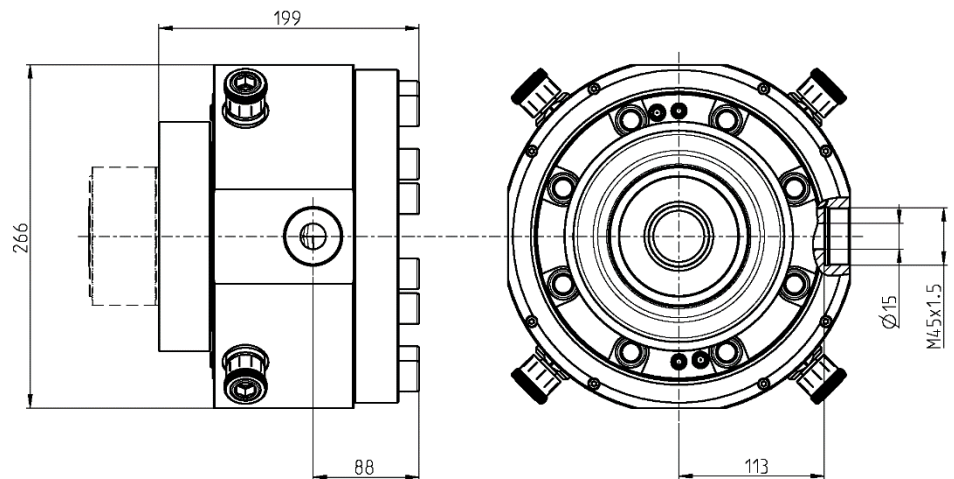
										
Vacuum connection	Extruder connection	Bypass module	Trolley or stand							

E75BF10

 Single layer	
 Fix/manual centring	 4 Heating zone(s)
 Die adjustment	



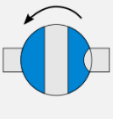
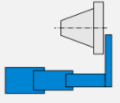

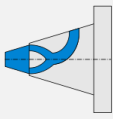


- Power cable 
- Data cable 
- Special shaped 
- Tube 






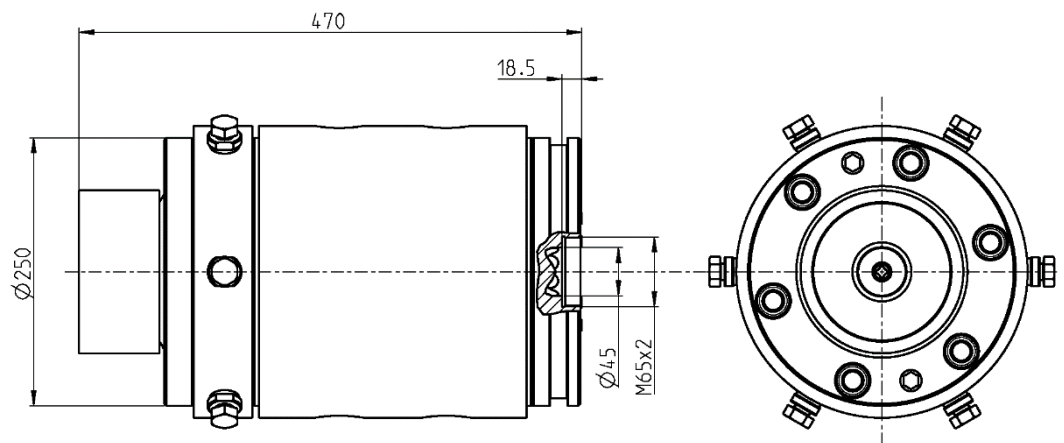

Version	Maximum opening of the Tip	Maximum opening of the Die	Main entry port / thread		Auxiliary entry port / thread		Total length	Crosshead diameter	Max. working temperature	Max. working pressure	Weight
			A	B	C	D					
	75 mm	90 mm	15 mm	M4.5x1.5	-	-	199 mm	266 mm	<400°C	300 bars	67 kg

Options

 Vacuum connection	 Extruder connection	 Bypass module	 Telescopic maintenance device	 Trolley or stand	 Customized distributor					
--	--	--	--	---	---	--	--	--	--	--

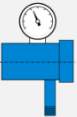

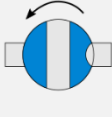

E100LF10

 Single layer	
 Manual centring	 4 Heating zone(s)



Version	Maximum opening of the Tip	Maximum opening of the Die	Main entry port / thread		Auxiliary entry port / thread		Total length	Crosshead diameter	Max. working temperature	Max. working pressure	Weight
			A	B	C	D					
-	-	100 mm	45 mm	M65x2	-	-	470 mm	250 mm	<400°C	400 bars	186 kg

Options

 Vacuum connection	 Extruder connection	 Bypass module	 Trolley or stand							
--	--	--	---	--	--	--	--	--	--	--

COMPLEMENTARY ITEMS


Accessories

ETEL

Telescopic support for maintenance

Characteristics

- For distributor cleaning "in situ"
- Locking device to prevent the distributor from rotation
- No maintenance



Options

- Linear motion:
 - Manual
 - Hydraulic
- Rotation axis with free access to the crosshead body for cleaning




Accessories

Bypass Modules



Characteristics

- Quick and easy deviation of material flow for maintenance or production start-up



Options

- Manual, hydraulic or pneumatic* version (*for small material passages)
- Version with purge control to maintain and stabilize pressure during foam production.
- Bypass modules can be combined with extruder connection flanges.



Accessories

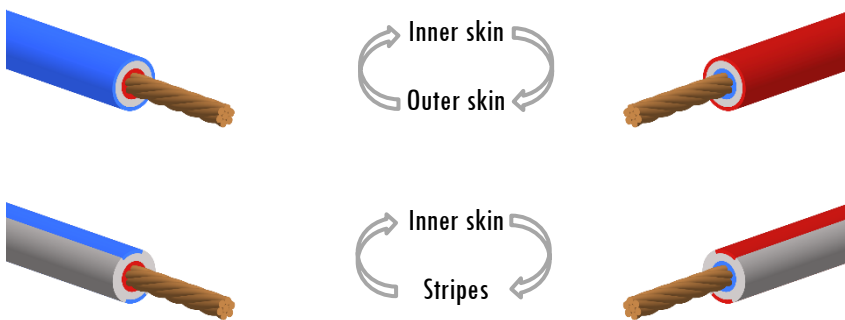
Quick Colour Change

Characteristics

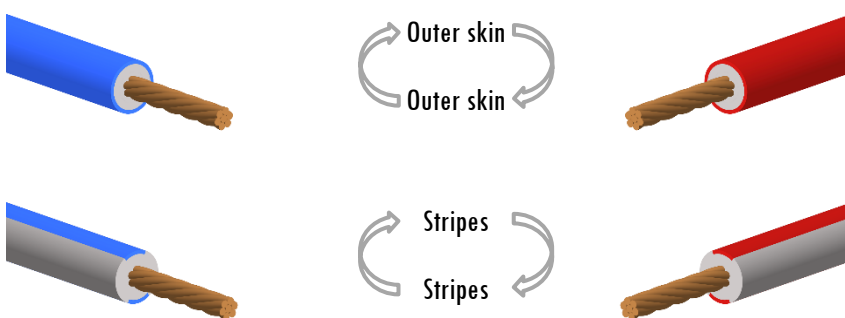
- For 2 layers exchange (colour/material) with 2 extruders
- Built according to the extruder's positions
- Hydraulic actuator for the main switch
- 3 positions for the main switch (inner layer = extruder 1 / outer layer = extruder 2, inverse, both bleeding)
- Additional manual bleeding position for the outer layer (to purge colour mixture of the QCC)

Depending on the extrusion head and the version of the Quick Colour Change module, the following changes can be made:

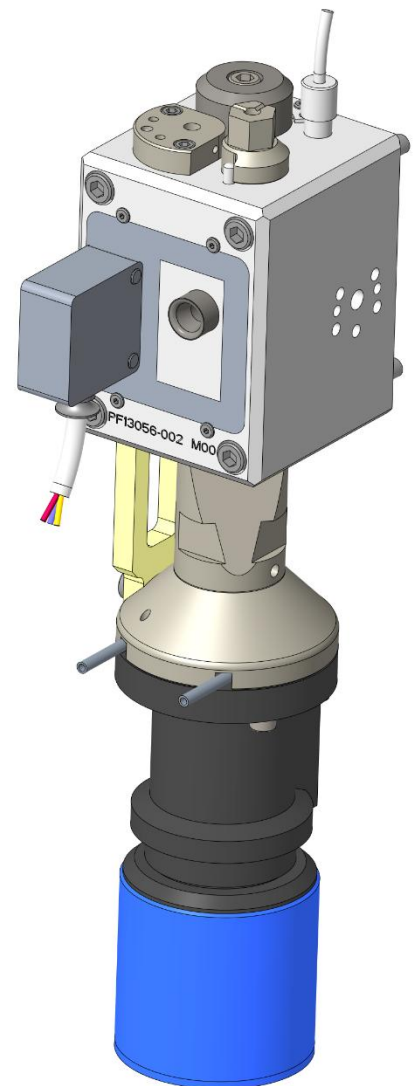
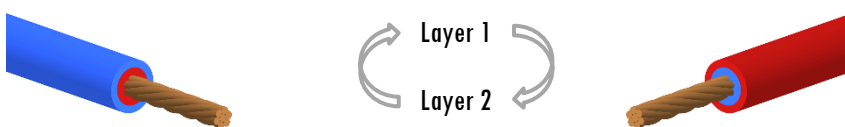
Standard QCC module for crosshead with skin disc distributor:



Enhanced QCC module with additional features (in addition to those above):



Special QCC module for co-extrusion crosshead (with 2 main distributors):


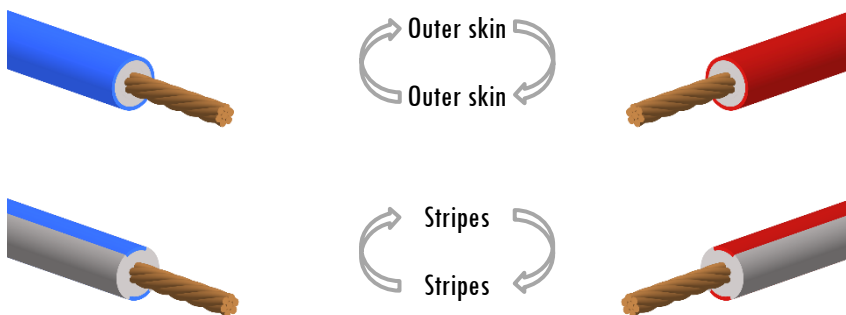


Accessories

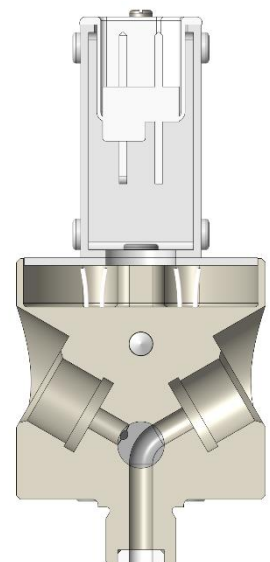
Quick Colour Selector

Characteristics

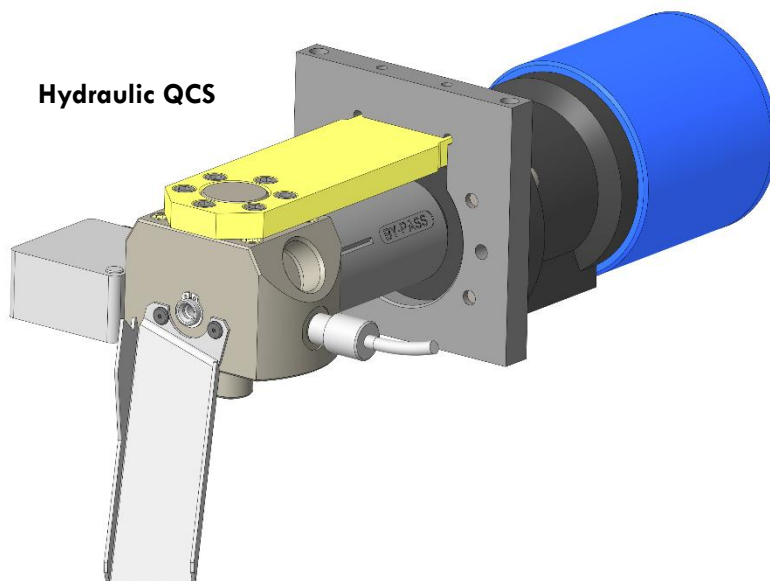
- For 1 layer exchange (colour/material) with 2 extruders
- Built according to the extruder's positions
- Manual or hydraulic switch
- 2 positions for the switch (extruder 1 or extruder 2) (extruder not in use is automatically bleeding)



Manual QCS



Hydraulic QCS



Accessories

Extrusion Tooling



Maintenance Toolbox



Others accessories

Crosshead Supports

Extruder Clamps

Breaker plates



Accessories

Nitrogen Booster Unit ESA-03



Characteristics

- | | |
|-------------------------|-----------------------------------|
| • Definition | N2 Injection Unit |
| • Application | Physical Foaming |
| • Pressure output | 10 ÷ 800 bar
[145 ÷ 11600 psi] |
| • Nitrogen N2 output | <1 ÷ 400 l/h |
| • Accuracy | ± 1 % |
| • Remote signal | 0 ÷ 10 VDC |
| • Control Panel | LCD 5.7" |
| • Power | 3 kW |
| • Electrical supply | 3x 400 VAC/50Hz |
| • Water Cooling | 2 ÷ 3 l/min |
| • Dimensions | 660x1000x1250mm |
| • Weight, approximately | 500 kg |

Options

- Nozzle in Hastelloy for Fluoropolymer
- Other Electrical Voltage/Frequency
- Gas management unit
- Lighting column
- OPC-UA server

Delivered with:

- 1 flow gauge and nozzle with integrated 5 microns filter, thread ½"-20 UNF-2B
- 1 capillary tube from injection unit to extruder

This catalog is only a part of our products among many others!

E2AN10 Fix	E4K 4.2.0	E14GN40	E40HN20	E80PT20
E2AN10 FT	E4K 4.3.0	E14GT20	E40HN30	E80RN50
E2AF10 Fixe	E4K 4.4.0	E14GT21	E45AN10	E95GN21
E2AF10 FT	E4K 4.5.0	E16LN10	E45AN11	E95GT21
E2AN11	E4K 4.6.0	E20LN10	E45BN10	E100BN10
E2VN12	E4RN20	E20LN21	E45BF10	E100BF10
E3AN10 Fix	E4VN11 Man	E20PN10	E45HF10	E100LN10
E3AN10 FT	E4VN11 FT	E20PN11	E45HF20	E100LF10
E3AF10 Fix	E7AF10	E25AN10	E50GN30	E100PN10
E3AF10 FT	E8VN11	E25AN11	E50GT20	E100PN11
E4AN10	E10AF11	E25AT10	E50LN10	E115AN10
E4AN11 Fix	E10BF10	E25BN10	E50LF10	E115AN11
E4AN11 Man	E12BN10 Fix	E25BF10	E50PN10	E115BN10
E4BN10 Fix	E12BN10 FT	E25GN20	E50PN11	E120PN10
E4BN10 FT	E12BN11	E25GN21	E55BN10	E140AN10
E4BN11	E12BF10 Fix	E25GT30	E60AN10	E140AN11
E4BF10 Fix	E12BF10 FT	E25GN31	E60AN11	E140GN20
E4BF10 FT	E12BF11	E25HN20	E60GN21	E140GN21
E4BF11	E12HN30	E25HF21	E60GT31	E140GN30
E4BT10	E12HF30	E25JF11	E70LF10	E145BN10
E4GN11	E12K 12.1.0	E25YF	E70LN20	E150PN10
E4GN20	E12K 12.2.0	E30GT21	E75BN10	E160GN21
E4GN21	E12K 12.3.0	E30TN30	E75BF10	E160GN30
E4HN30	E14AN10	E35HN21	E75GT20	E160PT20
E4HN31	E14AN11	E35AN10	E80AN10	E180BN10
E4HF30	E14AT10	E35AN11	E80AN11	E180AN10
E4HF31	E14AT11	ER35AN11	E80GN20	E180AN11
E4JN20	E14VN11	E35GN20	E80JN20	E180GN21
E4JF20	E14GN20	E35GN21	E80PN10	E205BN10
E4K 4.1.0	E14GN21	E40DN11	E80PN11	E250BN10

And why not create a new extrusion head according to your specific needs...?